VILLAGE OF HINSDALE

TREASURER'S REPORT

December 31, 2014

MEMORANDUM

Date: February 12, 2015

To: Village President and Board of Trustees

From: Darrell Langlois, Assistant Village Manager/Finance Director

RE: Treasurer's Report Executive Summary

Enclosed you will find the December 2014 Treasurer's Report. The following is provided as additional information or to highlight something unusual in the report:

Water Meter Replacement and Meter Reading Project

The project commenced in early November, 2014 and is being completed in phases generally starting with the north side of the Village and working their way south. To date my department has not received any complaints about the installation process or the performance of the installer from United Meters.

Phase I-Began 11/18/14 and consists of 614 total accounts with 489 installation complete and 35 with appointments or installation issues to be resolved. 90 homes have received two letters with no response; a third letter, which is "firmer" in terms of tone, is expected to be sent the week of February 16.

Phase II-Began 1/12/15 and consists of 812 total accounts with 451 installation complete and 90 with appointments or installation issues to be resolved. All accounts have now received two letters, with 271 homes having no response so far.

MEMORANDUM

Date: February 12, 2015

To: Village President and Board of Trustees

From: Darrell Langlois, Assistant Village Manager/Finance Director

RE: December, 2014 Treasurer's Report

Attached is the December 2014 Treasurer's Report. This report covers the eighth month of the 2014-15 fiscal year (66.67% on a straight-line basis). Additional information on major revenues received through the date of this report is also addressed in some of the narrative sections.

SIGNIFICANT BUDGET ITEMS

Sales Tax Receipts

- Base Sales Tax receipts for the months of December (September sales) and January (October sales) amounted to $214,229 and $240,182 as compared to prior year receipts of $226,513 and $228,925 respectively. This represents a decrease of $12,284 (-5.4%) for December and an increase of $11,257 (4.9%) for January. Year-to-date base sales tax receipts for the first nine months of FY 2014-15 total $2,140,342 as compared to $2,077,759 for the same period last fiscal year, an increase of $62,583 (3.0%). This variance is right in line when compared to budget as this revenue source was projected to increase 3% in the FY 2014-15 Budget. Going forward, the impact of declining gasoline prices will likely start to have a negative impact on sales tax revenue. Total Sales Tax receipts (including local use taxes) through for the first nine months of the fiscal year total $2,376,628 as compared to $2,282,800 for last fiscal year, an increase of $93,828 (4.1%).

Income Tax Receipts

- Income Tax revenue for the months of December (November liability) and January (December liability) amounted to $80,848 and $136,984 as compared to prior year receipts of $83,432 and $154,502 respectively. This represents a decrease of $2,584 (-3.1%) for December and a decrease of $17,518 (-11.3%) for January. Total Income Tax receipts for the first nine months of FY 2014-15 amount to $1,171,125 as compared to $1,217,269 for last fiscal year, a decrease of $46,144 (-3.8%). While down compared to the prior year, during the budget process we noted that the May 2013 receipts were unusually high; in order to address this, during the budget process we projected a 20% decline in May receipts. In comparison with budget, the year to date amount of $1,171,125 trails the year to date budget amount of $1,187,797, which is $16,672 or 1.4% below budget.

  Regarding the delay in income tax payments from the State of Illinois, the State made two payments in January and now is only $137,000 or one month behind the normal payment schedule.

Food and Beverage Tax Receipts

- Food and Beverage tax revenue for December amounted to $36,668 as compared to the prior year amount of $27,802, an increase of $8,866 (31.9%). Year to date Food and Beverage taxes earned for the first eight months of the year amount to $246,249 as compared to the prior year amount of $232,461, an increase of $13,788 (5.9%). This variance is favorable when compared to budget as an increase of 3% was assumed in the FY 2014-15 Budget.

OTHER ITEMS

Investments

- As of January, 2015 the Village's available funds were invested in pooled funds. The current Illinois Funds yield to maturity is 0.012% as compared to the current 90-day Treasury bill rate of 0.01%. The IMET 1-3 Year Fund posted a one month return of 0.33% for the January, and the trailing 12-month IMET 1-3 Year Fund total return is 0.66%. The IMET Convenience Fund posted a one month return of 0.03%, and the trailing 12-month IMET Convenience Fund total return is 0.37%. The results for the IMET Convenience Fund have not assumed there is a loss from the fraud issue with the First Farmers Financial repurchase agreement, of which Hinsdale initially had $64,912 at risk. On February 11, 2015 we received a distribution from the liquidating trust of $1,131, lowering the Village exposure to $63,781.

Variance Analysis-Corporate Fund:

The following is an analysis of the December 2014 Financial Report of the Village's Corporate Fund.

REVENUES:

- **Property Tax Distributions**— Approximately 90% of the Village's property tax base is located within DuPage County. Property tax collections through December amount to $5,901,488, which is approximately 92.6% of the Village's $6.37 million tax levy.

- **State Distributions**—
  - **Sales Tax:** As previously mentioned, total year to date State Sales Tax revenue for FY 2014-15 is $2,376,628 or 4.1% above previous year sales tax receipts and are tracking above budget.

  - **Income Tax:** Income Tax receipts for the first nine months of FY 2014-15 amount to $1,171,125, which was $16,672 below the prior year and but are tracking slightly above budget.

- **Utility Taxes**— Combined Gas, Electric, Telecommunications, and Water Utility Tax revenue for December was $155,936, which is $716 or 0.5% above previous year's receipts. Year to date Utility Tax receipts amount to $1,292,410, a decrease of $85,158 or 6.2%. For the year, utility tax collections are projected to be $146,600 below budget of which $131,000 is attributed to declines in telecommunications tax revenue. Several months ago we received specific tax payer payment information and compiled the data for a two year period. As a result of this review, we have noted several unusual changes but most of the decline is isolated to one large tax payer. We have made inquiries with the Illinois Department of Revenue in late October and again in early December as to the causes of the unusual changes. In February we received an unsatisfactory and incomplete response and have written back requesting further information. That being said, declining telecommunications tax revenue is consistent with a statewide trend.

- **Permits**— Building Permit revenues for December were $180,848, which is $64,934 or 56.0% above the prior year. For the first eight months of the year, total Building Permit revenue stands at $1,779,524, an increase of $742,411 or 71.5%. Even though over $300,000 of the increase relates to the Hinsdale Hospital Cancer Treatment Center, the remainder is still well above budget. The year to date amount already puts the Village over the annual revenue budget by $426,774, with total year end receipts currently projected to be $837,000 over budget.

- **Fines** – Fines consist of Circuit Court fines received from the County as well as citations issued by the Village. For December, revenue from fines totaled $32,896, which is $918 or 2.9% above the prior year. Year to date revenue from fines amounts to $233,645, a decrease of $13,218 or -5.4%.

- **Service Fees** – Park and Recreation Fees totaled $740,273 through December as compared to $727,954 for the prior year, which is an increase of $12,319 or 1.7%.

OPERATING EXPENDITURES:

As December is only the eight month of the fiscal year, operating expenditures for all Departments are still within budgetary expectations. Staff will continually monitor departmental expenditures, including overtime, and the Village Manager continues to stress the need for proper fiscal management by each department.

At the time of drafting the FY 2014-15 Budget, due to the Community Development Department reorganization and the addition of a full time plan reviewer the amount budgeted in account 2401-7313 for outside plan review was reduced from $100,000 to $50,000. Although the budget last year was $100,000, actual spending was $217,000, which was $117,000 over budget as building permit fees were $283,000 over budget. There is obviously a correlation between building permit fee revenue and the amount spent on outside plan review, hopefully less with the additional staff position but some will always be needed. As previously mentioned, building permit fee revenue through December is $742,000 over the same period last year. Actual spending in account 2401-7313 for outside plan review through December stands at $95,332 on the new annual budget

amount of $50,000. Although there was a slight lag in getting the Community Development reorganization up and running, the majority of this variance is due to elevated permit levels.

General overall items to note include:

- As we are now through the first seven months of the year, staff has updated the estimated end of year amounts for most major revenue accounts. On the expenditure side, we have updated our estimates on most personnel accounts, major operating accounts, and known savings on capital projects that have already been bid/awarded or will be deferred. On a net basis, the end of year results project to an end of year surplus in the General Corporate Fund of $933,861 which is $688,674 greater than the amount of $245,172 assumed in the FY 2014-15 Budget. On a net basis, expenditures are projecting very close to budget. As noted previously, with building permits being estimated at $837,000 over budget for the year, the remaining General Fund revenue categories are projected to be approximately $196,000 below budget. As much of the increase in permit revenue is likely from one-time items, the overall decline in many of the other revenue categories will likely impact the upcoming 2015-16 Budget process.

- As depicted on the water purchased graph, water purchased from the DuPage Water Commission for the months of July to November was down 19.8% as compared to the prior year. For the month of December water purchased was only 7.6% below the prior year, but this was the point last year where we started notice significant water leakage form undetected water main breaks due to the harsh winter. When comparing December 2014 usage to the previous 12 year average, water purchased actually increased by 2%. Hopefully we are seeing the end of the low use pattern as this has a major effect on Water Fund revenues as year to date revenues are $1,168,000 below the year to date budget.

cc: President Cauley and Board of Trustees
Finance Commission
Department Heads

Village of Hinsdale
Corporate Fund
Budget Summary

	May 1 through December 31					Fiscal Year 2014-15 Totals				
	Actual FY 13-14	Budget FY 14-15	Actual FY 14-15	$ Budget Variance	% Budget Variance	Actual FY 13-14	Budget FY 14-15	Estimated FY 14-15	$ Budget Variance	% Budget Variance
Revenues:										
Property Taxes	5,836,240	5,938,434	5,901,488	(36,946)	-0.6%	6,262,265	6,371,918	6,346,918	(25,000)	-0.4%
State/Federal Distributions	3,510,690	3,515,694	3,541,527	25,833	0.7%	5,253,851	5,369,000	5,369,000	-	0.0%
Utility Taxes	1,377,568	1,403,314	1,292,410	(110,903)	-7.9%	2,091,426	2,168,000	2,021,400	(146,600)	-6.8%
Licenses	74,396	73,947	103,660	29,713	40.2%	401,415	406,100	405,300	(800)	-0.2%
Permits	1,037,112	926,326	1,779,524	853,197	92.1%	1,514,018	1,352,750	2,190,700	837,950	61.9%
Service Fees	1,710,110	1,795,081	1,722,449	(72,632)	-4.0%	2,171,795	2,269,950	2,151,524	(118,426)	-5.2%
Fines	246,863	250,862	233,645	(17,218)	-6.9%	378,002	387,200	372,200	(15,000)	-3.9%
Other Income	744,401	463,144	550,951	87,806	19.0%	1,233,120	774,850	885,096	110,246	14.2%
Total Revenues	14,537,380	14,366,803	15,125,653	758,850	5.3%	19,305,892	19,099,768	19,742,138	642,370	3.4%
Operating Expenses:										
General Government	1,286,249	1,202,927	1,183,471	19,456	1.6%	1,926,380	1,667,837	1,670,251	(2,414)	-0.1%
Police Department	3,098,649	3,377,715	3,331,284	46,431	1.4%	4,935,469	4,956,232	4,920,506	35,726	0.7%
Fire Department	2,671,739	2,822,309	2,737,045	85,263	3.0%	3,841,655	4,009,876	3,985,674	24,202	0.6%
Public Services	1,578,507	1,694,915	1,723,540	(28,625)	-1.7%	2,460,342	2,520,773	2,582,823	(62,050)	-2.5%
Community Development	664,765	691,230	730,678	(39,448)	-5.7%	1,094,976	1,090,237	1,043,573	46,664	4.3%
Parks & Recreation	1,252,884	1,294,542	1,372,444	(77,902)	-6.0%	1,673,060	1,759,641	1,755,465	4,176	0.2%
Contingency	-	-	-	-		-	100,000	100,000	-	
Total Operating Expenses	10,552,794	11,083,638	11,078,462	5,176	0.0%	15,931,882	16,104,596	16,058,292	46,304	0.3%
Operating Excess (Deficiency)	3,984,587	3,283,165	4,047,191	753,675	23.0%	3,374,010	2,995,172	3,683,846	688,674	23.0%
Capital Outlay	329,488	-	-	-	0.0%	329,488	-	-	-	0.0%
Total Expenses	10,882,282	11,083,638	11,078,462	5,176	0.0%	16,261,370	16,104,596	16,058,292	46,304	0.3%
Excess (Deficiency) prior to Transfers	3,655,099	3,283,165	4,047,191	753,675	23.0%	3,044,522	2,995,172	3,683,846	688,674	23.0%
Other Financing Sources (Uses)	(1,899,997)	(1,833,333)	(1,833,333)	-		(3,175,000)	(2,750,000)	(2,750,000)	-	
Excess (Deficiency)	1,755,101	1,449,831	2,213,857	753,675		(130,478)	245,172	933,846	688,674	
Beginning Fund Balance - Operating	4,210,556	4,160,229	4,080,078			4,210,556	4,160,229	4,080,078		
Ending Fund Balance - Operating	5,965,657	5,610,060	6,293,935			4,080,078	4,405,401	5,013,924		
Beginning Fund Balance - Capital	750,000	708,899	1,181,860			750,000	708,899	1,181,860		
Transfers In/(Out)	833,336	833,333	833,333			1,250,000	1,250,000	1,250,000		
Expenses	(664,153)	(964,583)	(947,687)			(818,140)	(1,580,000)	(1,673,170)		
Ending Fund Balance - Capital	919,183	577,649	1,067,506			1,181,860	378,899	758,690		
Total Ending Fund Balance	**6,884,840**	**6,187,709**	**7,361,442**			**5,261,938**	**4,784,300**	**5,772,614**		
Operating reserves as a percentage of Operating Expenditures						25.61%	27.35%	31.22%		
Total reserves as a percentage of Total Expenditures						32.36%	29.71%	35.95%		

Village of Hinsdale
All Funds Summary
Budget to Actual Detail
For The Period Ending December 31

Fund	Fiscal Year 2014-2015 Budget					Fiscal Year 2014-2015 Actuals To Date				
	Beginning Fund Balance	Revenues	Expenses	Transfers In/(Out)	Ending Fund Balance	Beginning Fund Balance	Revenues	Expenses	Transfers In/(Out)	Ending Fund Balance
Corporate Fund - Operating	4,160,229	19,099,768	16,104,595	(2,750,000)	4,405,402	4,080,078	15,125,653	11,078,462	(1,833,333)	6,293,936
Corporate Fund - Capital Reserve	708,899	-	1,580,000	1,250,000	378,899	1,181,860	-	947,687	833,333	1,067,506
Total Corporate Fund	4,869,128	19,099,768	17,684,595	(1,500,000)	4,784,301	5,261,938	15,125,653	12,026,149	(1,000,000)	7,361,442
Special Revenue Funds										
Motor Fuel Tax Fund	1,463,185	409,000	85,000	-	1,787,185	1,456,535	443,249	47,746	-	1,852,038
Foreign Fire Insurance Fund	130,876	44,200	80,500	-	94,576	103,637	48,232	94,501	-	57,368
Total Special Revenue	1,594,061	453,200	165,500	-	1,881,761	1,560,172	491,481	142,247	-	1,909,406
Debt Service Funds										
Debt Service Levy Funds	279,931	171,803	500,871	326,588	277,451	282,541	159,152	501,086	346,973	287,580
Capital Projects Funds										
MIP Infrastructure Fund	2,524,656	7,891,000	5,755,000	(3,026,588)	1,634,068	2,271,214	6,605,446	6,254,176	(1,746,973)	875,511
Annual Infrastructure Proj	1,825,000	-	1,825,000	-	-	1,825,000	-	-	-	1,825,000
	4,349,656	7,891,000	7,580,000	(3,026,588)	1,634,068	4,096,214	6,605,446	6,254,176	(1,746,973)	2,700,511
Enterprise Funds										
Water & Sewer Operations Fund	2,300,000	8,792,655	9,176,339	(1,616,316)	300,000	329,961	5,089,371	4,375,385	(563,049)	480,898
Water & Sewer Capital Fund	738,538	250	5,863,300	5,291,241	166,729	576,495	168	2,760,988	2,635,000	450,675
Water 2008 Bond D/S	161,345	50	492,318	492,075	161,152	161,305	54	491,919	328,049	(2,511)
Water 2014 Bond D/S	-	-	33,000	33,000	-	-	-	-	-	-
Total Water & Sewer	3,199,883	8,792,955	15,564,957	4,200,000	627,881	1,067,761	5,089,593	7,628,292	2,400,000	929,062
Total Village	14,292,659	36,408,726	41,495,923	-	9,205,462	12,268,626	27,471,325	26,551,950	-	13,188,001
Library Funds	1,977,854	2,868,476	3,052,195	-	1,794,135	1,977,854	2,651,550	1,953,983	-	2,675,421
Total Village & Library	16,270,513	39,277,202	44,548,118	-	10,999,597	14,246,480	30,122,875	28,505,933	-	15,863,422

Village of Hinsdale
Summary of Corporate Fund Expenses
For The Period of December 31, 2014

Department	FY 2014-15 Budget	Expense To Date	Remaining Balance	Percent Expended
General Government	1,767,837	1,183,471	584,366	66.9%
Public Safety				
Police Department	4,956,232	3,331,284	1,624,948	67.2%
Fire Department	4,009,878	2,737,045	1,272,833	68.3%
Total	8,966,110	6,068,329	2,897,781	67.7%
Public Services	2,520,771	1,723,540	797,231	68.4%
Community Development	1,090,237	730,678	359,559	67.0%
Parks & Recreation				
Parks & Recreation Administration	256,440	169,264	87,176	66.0%
Parks Maintenance	600,049	437,703	162,346	72.9%
Recreation Services	452,690	361,682	91,008	79.9%
KLM Lodge	159,511	102,786	56,725	64.4%
Swimming Pool	290,950	301,009	(10,059)	103.5%
Total	1,759,640	1,372,444	387,196	78.0%
Total Operating Expenses	16,104,595	11,078,462	5,026,133	68.8%
Capital Projects				
Departmental Capital	1,580,000	947,687	632,313	60.0%
Total	1,580,000	947,687	632,313	60.0%
Transfers	1,500,000	1,000,000	500,000	66.7%
Fund Total	19,184,595	13,026,149	6,158,446	68.0%
Object Type				
Personnel Services	11,600,014	7,743,436	3,856,578	66.8%
Professional Services	257,565	255,935	1,630	99.4%
Contractual Services	1,722,906	1,365,455	357,451	79.3%
Other Services	503,900	311,994	191,906	61.9%
Materials & Supplies	591,235	353,448	237,787	59.8%
Repairs & Maintenance	385,990	338,883	47,107	87.8%
Other Expenses	730,046	532,889	197,157	73.0%
Risk Management	312,939	176,422	136,517	56.4%
Capital Outlay	1,580,000	947,687	632,313	60.0%
Transfers	1,500,000	1,000,000	500,000	66.7%
Total	19,184,595	13,026,149	6,158,446	68.0%

Straight Line 66.67%

Village of Hinsdale
Library Funds
Budget To Actual Detail
For The Period Ending December 31, 2014

Fund	Fiscal Year 2014-2015 Budget					Fiscal Year 2014-2015 Actuals to Date				
	Beginning Fund Balance	Revenues	Expenses	Transfers In/(Out)	Ending Fund Balance	Beginning Fund Balance	Revenues	Expenses	Transfers In/(Out)	Ending Fund Balance
Capital Reserve Fund	448,864	-	308,865	125,000	264,999	448,864	44	261,488	-	187,420
Library Operating Fund	1,428,557	2,868,476	2,543,748	(324,582)	1,428,703	1,428,557	2,651,506	1,610,097	-	2,469,966
Library 2013A Bond Fund	100,433	-	199,582	199,582	100,433	100,433	-	82,398	-	18,035
Total Library	1,977,854	2,868,476	3,052,195	-	1,794,135	1,977,854	2,651,550	1,953,983	-	2,675,421

Village of Hinsdale
Debt Service Levy Funds
Budget To Actual Detail
For The Period Ending December 31, 2014

Fund	Fiscal Year 2014-2015 Budget					Fiscal Year 2014-2015 Actuals To Date				
	Beginning Fund Balance	Revenues	Expenses	Transfers In/(Out)	Ending Fund Balance	Beginning Fund Balance	Revenues	Expenses	Transfers In/(Out)	Ending Fund Balance
Debt Service Levy Funds										
Excess Tax Proceeds Fund	54,098	100	-	-	54,198	54,079	61	-	-	54,140
1999 G. O. Refunding Bonds	38,008	-	-	-	38,008	38,025	-	-	-	38,025
2003 G.O. Bonds	3,340	100	-	-	3,440	3,315	107	-	-	3,422
2009 Limited Source Bonds	56,556	171,603	171,908	-	56,251	59,192	158,984	171,908	-	46,268
2012 G.O. Bonds	127,929	-	328,963	326,588	125,554	127,930	-	329,178	218,975	17,727
2014B G.O. Bonds	-	-	-	-	-	-	-	-	127,998	127,998
Total Debt Service Levy	279,931	171,803	500,871	326,588	277,451	282,541	159,152	501,086	346,973	287,580

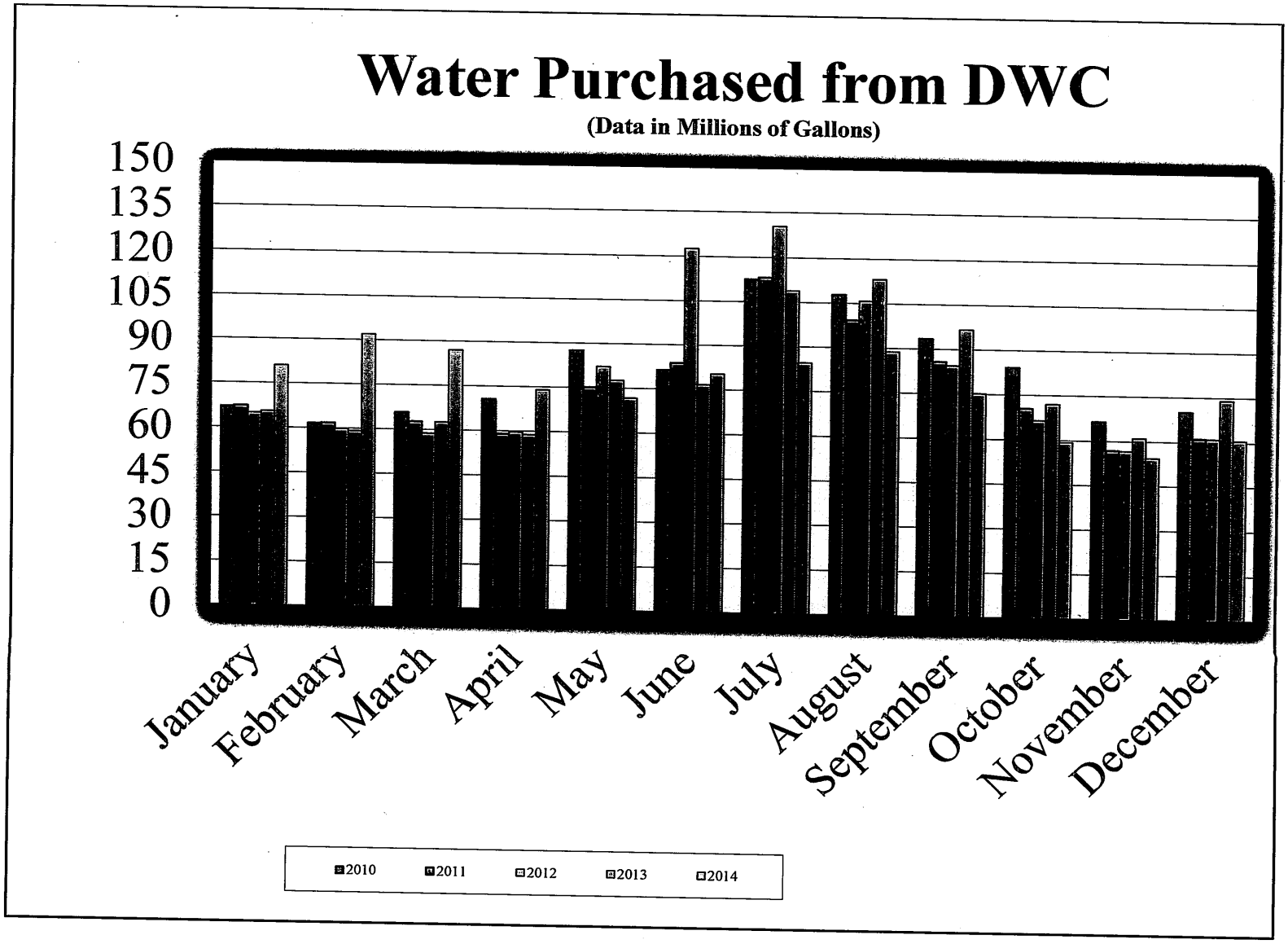
Water Purchased from DWC
(Data in Millions of Gallons)
150
135
120
105
90
75
60
45
30
15
0
January
February
March
April
May
June
July
August
September
October
November
December
2010
2011
2012
2013
2014

Village of Hinsdale
Sales Tax Revenue
10 Year History By Month

Sales Month	Receipt Month	FY05-06 Receipts	FY06-07 Receipts	FY07-08 Receipts	FY 08-09 Receipts	FY 09-10 Receipts	FY 10-11 Receipts	FY 11-12 Receipts	FY 12-13 Receipts	FY 13-14 Receipts	FY 14-15 Receipts	FY 14-15 Increase/ (Decrease)	FY 14-15 % Increase/ (Decrease)
February	May	174,382	191,169	177,903	200,115	166,736	189,151	210,487	211,523	227,065	213,467	(13,598)	-6.0%
March	June	184,666	193,865	222,266	210,361	192,510	206,274	222,514	251,311	228,116	267,859	39,743	17.4%
April	July	197,361	218,403	216,397	217,716	186,608	196,915	217,770	243,174	261,758	276,991	15,233	5.8%
May	August	199,622	231,715	239,930	237,923	213,250	214,624	224,861	249,702	272,597	279,158	6,561	2.4%
June	September	217,718	221,999	234,640	232,823	208,721	236,023	236,584	261,434	261,473	265,796	4,323	1.7%
July	October	199,653	212,762	215,079	231,456	203,567	226,665	227,263	236,574	259,609	269,768	10,159	3.9%
August	November	209,493	223,580	213,062	210,020	198,122	211,552	244,663	213,184	267,351	287,123	19,772	7.4%
September	December	212,916	217,922	231,711	259,702	201,968	231,825	241,037	246,790	250,338	246,115	(4,223)	-1.7%
October	January	198,153	192,385	222,016	193,481	193,632	218,576	234,383	221,189	254,493	270,351	15,858	6.2%
November	February	204,327	214,513	228,526	190,576	203,315	228,058	238,161	305,260	232,352	-	-	0.0%
December	March	262,769	274,164	296,335	230,404	234,707	272,816	297,609	313,238	304,716	-	-	0.0%
January	April	183,806	183,305	196,125	169,055	173,753	188,182	210,144	217,477	243,874	-	-	0.0%
Adjustment		-	-	-	-	-	-	-	111,934	-	-	-	
	Total	2,444,866	2,575,782	2,693,990	2,583,632	2,376,889	2,620,661	2,805,477	3,082,790	3,063,742	2,376,628	93,828	4.1%
Change From Prior Year		342,854	130,916	118,208	(110,358)	(206,743)	243,772	184,816	277,313	(19,048)	93,828		
		16.3%	5.4%	4.6%	-4.1%	-9.5%	10.3%	7.1%	9.9%	-0.6%	4.1%		

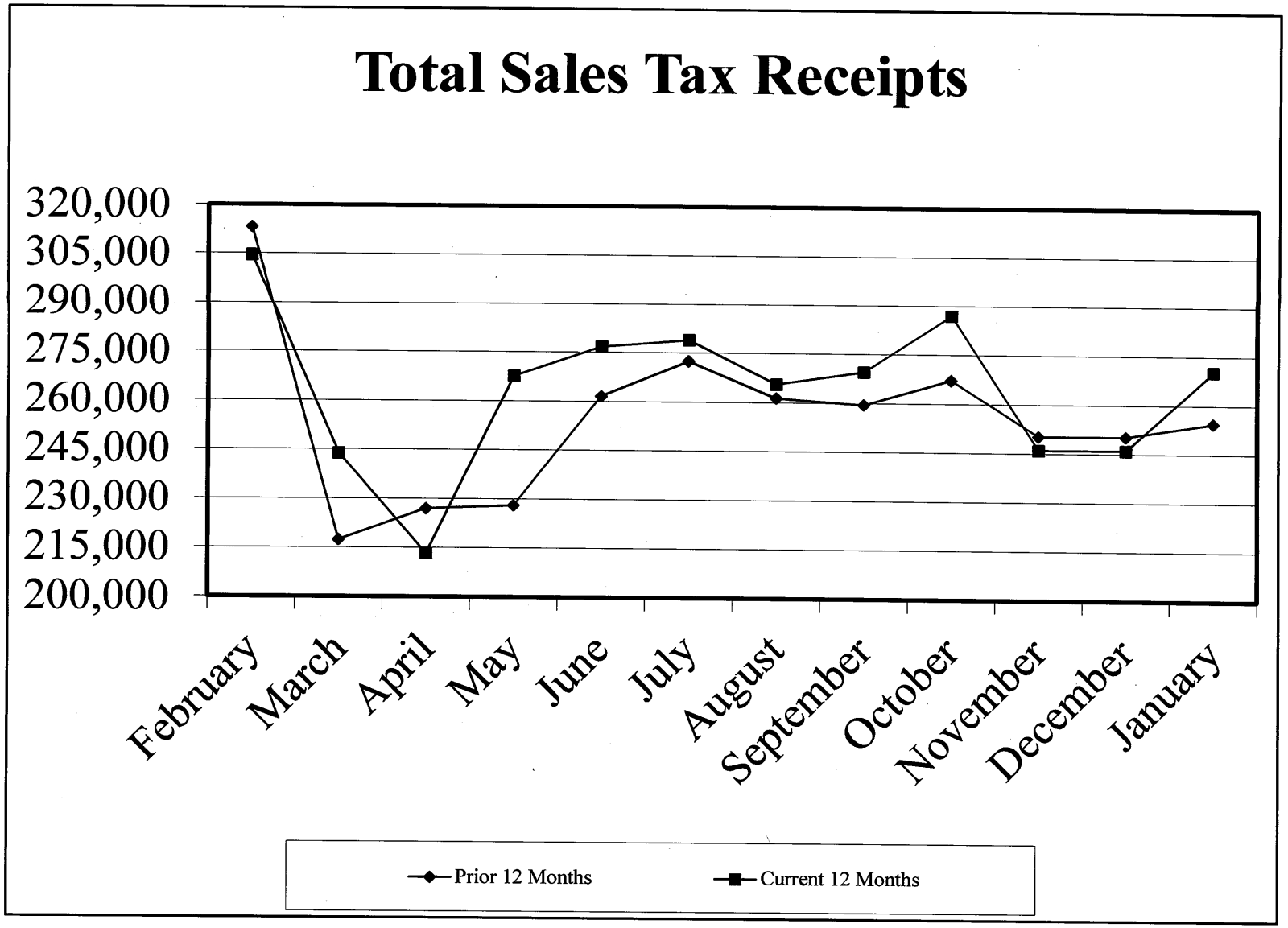
Total Sales Tax Receipts
320,000
305,000
290,000
275,000
260,000
245,000
230,000
215,000
200,000
February
March
April
May
June
July
August
September
October
November
December
January
Prior 12 Months
Current 12 Months

Village of Hinsdale
FY 2014-15 Summary of Legal Expenses

Description	May	June	July	August	September	October	November	December	January	February	March	April	FY Total
Klein, Thorpe and Jenkins, Ltd.													
Billable General Representation	14,135.56	8,467.97	7,315.34	7,406.10	20,915.57	13,905.26	17,784.90	11,105.70					101,036.40
32 Blaine Street	-	-	2,457.00	1,930.50	1,696.50	3,689.00	2,713.00	195.00					12,681.00
Labor Matters	703.00	1,472.00	2,194.35	3,210.28	532.00	-	3,034.00	553.50					11,699.13
Reimbursable	1,104.00	713.00	1,357.00	-	230.00	1,219.00	1,932.00	391.00					6,946.00
MIH, LLC vs Anglin	1,688.60	11,148.68	3,793.80	-	143.50	3,264.41	2,586.80	7,849.47					30,475.26
Tam Trucking, Inc vs Hinsdale	534.70	585.00	557.80	1,357.30	2,158.47	1,832.00	365.98	-					7,391.25
Limon EEOC	-	2,803.50	1,235.47	557.44	-	61.50	-	-					4,657.91
Total Klein, Thorpe and Jenkins, Ltd.	**18,165.86**	**25,190.15**	**18,910.76**	**14,461.62**	**25,676.04**	**23,971.17**	**28,416.68**	**20,094.67**	-	-	-	-	**174,886.95**
Village Prosecutor													
Linda Pieczynski	**1,160.00**	**1,090.00**	**1,219.00**	**1,692.00**	**1,233.00**	**1,286.00**	**889.00**	**1,191.00**					**9,760.00**
Clark Baird Smith, LLP													
Labor Matters	-	78.75	708.75	315.00	2,126.25	4,276.25	2,903.75	8,124.82					
Total Clark Baird Smith, LLP	-	**78.75**	**708.75**	**315.00**	**2,126.25**	**4,276.25**	**2,903.75**	**8,124.82**	-	-	-	-	**18,533.57**
The Law Offices of Aaron H. Reinke	-	100.00	100.00	100.00	100.00	100.00	100.00	100.00					**700.00**
Grand Total	**19,325.86**	**26,458.90**	**20,938.51**	**16,568.62**	**29,135.29**	**29,633.42**	**32,309.43**	**29,510.49**	-	-	-	-	**203,880.52**

Cash and Investments
December 31, 2014

Fund	Cash and Cash Equivalents	Pooled Investments	Total Cash and Investments	November Earnings	YTD Earnings
General Fund	$ 393,212.63	$ 4,764,209.93	$ 5,157,422.56	$ 3,010.81	$ 12,112.61
Motor Fuel Tax Fund	138,998.35	1,684,120.11	1,823,118.46	204.74	855.83
Foreign Fire Insurance Fund	57,367.93	-	57,367.93	-	8.95
Debt Service Funds	22,982.23	278,455.37	301,437.60	83.92	359.46
MIP Infrastructure Fund	121,528.38	1,472,451.99	1,593,980.37	632.09	2,718.68
Annual Infrastructure Fund	139,141.80	1,685,858.20	1,825,000.00	-	-
Water & Sewer Funds					
Operations	158,292.88	1,917,894.89	2,076,187.77	86.80	380.79
Capital	3,879.38	47,003.03	50,882.41	51.57	217.18
DS - 2008 Alternate Bonds	-	-	-	12.38	60.94
Escrow Funds	298,204.18	3,613,076.51	3,911,280.69	-	-
Total Village Funds	**1,333,607.75**	**15,463,070.04**	**16,796,677.79**	**4,082.31**	**16,714.44**
Library Funds	132,393.55	2,560,013.96	2,692,407.51	653.00	2,702.00
Total Library Funds	132,393.55	2,560,013.96	2,692,407.51	653.00	2,702.00
Total All Funds	**$ 1,466,001.30**	**$ 18,023,084.00**	**$ 19,489,085.30**	**$ 4,735.31**	**$ 19,416.44**

	Monthly Interest Rate	Yield to Maturity	12 Month Return	Market Value
Cash and Cash Equivalents:				
Pooled Checking - Harris Bank N.A.				$ 1,174,011.70
Payroll Checking - Harris Bank N.A.				102,228.12
Library Checking - Harris Bank N.A.				132,393.55
Foreign Fire Insurance Checking				57,367.93
Total Cash and Cash Equivalents				1,466,001.30
Pooled Investments:				
Illinois Metropolitan Investment Fund	-0.19%	0.59%	0.47%	5,232,851.93
Illinois Metropolitan Investment Fund - Reserve				64,912.98
Illinois Funds	0.001%	0.02%	0.01%	12,422,759.99
Harris Bank Money Market	0.10%	N/A	0.10%	302,559.10
Total Pooled Investments				18,023,084.00
Total Cash and Investments				$ 19,489,085.30

Total Sales Tax Receipts

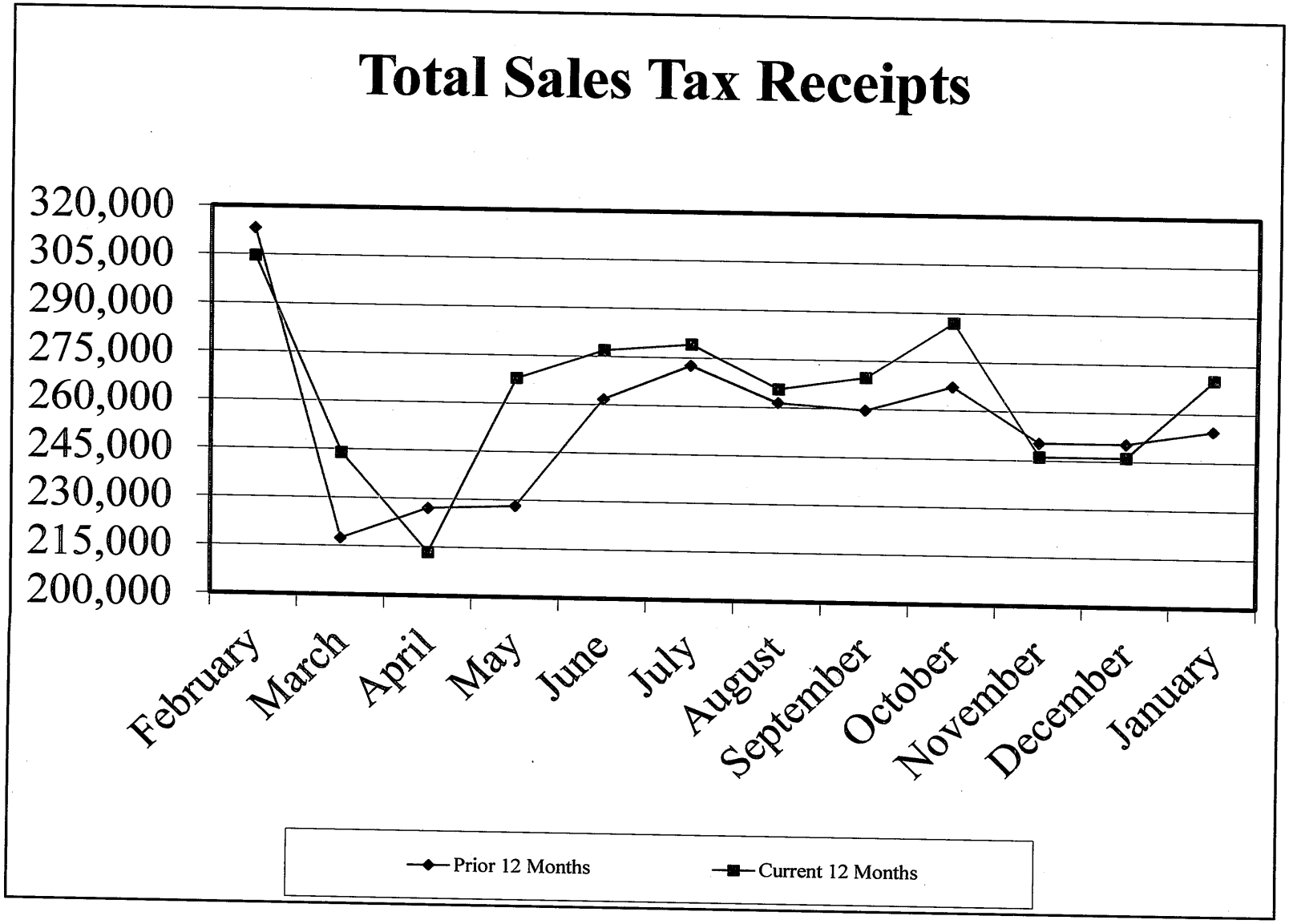

VILLAGE OF HINSDALE
FY 2014-15 BUDGET
CORPORATE FUND
ALL PROGRAM REVENUE - 500

Account Number	Revenue Description	Actual This Month		Actual Fiscal Year		Y-T-D Estimated Budget	FY 2015 Estimated Actuals	Annual Budget
		Prior Year	Current Year	Prior Year	Current Year			
	Property Taxes							
5003	Liability Insurance Tax	2,324	3,990	196,078	231,174	232,992	248,958	250,000
5005	Police Protection Tax	18,510	26,782	1,561,174	1,551,668	1,563,771	1,670,925	1,677,921
5007	Fire Protection Tax	18,510	26,782	1,561,174	1,551,668	1,563,771	1,670,925	1,677,921
5011	Audit Tax	307	447	25,856	25,893	26,095	27,883	28,000
5017	IMRF Tax	5,425	8,364	457,563	484,560	488,352	521,815	524,000
5019	FICA Tax	3,611	5,421	304,598	314,043	316,497	338,184	339,600
5021	Police Pension Tax	8,174	9,638	692,224	648,185	656,909	701,922	704,861
5023	Firefighters Pension Tax	7,278	9,867	613,421	667,298	673,884	720,060	723,075
5025	Handicapped Recreation Programs	787	1,121	66,394	64,965	65,471	69,957	70,250
5051	Road & Bridge Tax	4,287	5,458	357,759	362,034	350,691	376,290	376,290
	Total	69,213	97,869	5,836,240	5,901,488	5,938,434	6,346,918	6,371,918
	State Distributions							
5251	State Income Tax	83,432	80,848	1,062,767	1,034,141	1,043,534	1,609,000	1,609,000
5252	State Replacement Taxes	11,398	10,038	133,637	127,650	130,889	230,000	230,000
5253	Sales Taxes	250,338	246,115	2,028,308	2,106,280	2,085,413	3,150,000	3,150,000
5255	Road & Bridge Replacement Taxes	268	331	3,711	3,587	3,589	6,000	6,000
5271	State/Local Grants	43,458	4,714	49,806	23,621	17,118	30,000	30,000
5273	Food and Beverage Tax	27,802	36,668	232,461	246,249	235,151	344,000	344,000
	Total	416,695	378,715	3,510,690	3,541,527	3,515,694	5,369,000	5,369,000

VILLAGE OF HINSDALE
FY 2014-15 BUDGET
CORPORATE FUND
ALL PROGRAM REVENUE - 500

Account Number	Revenue Description	Actual This Month		Actual Fiscal Year		Y-T-D Estimated Budget	FY 2015 Estimated Actuals	Annual Budget
		Prior Year	Current Year	Prior Year	Current Year			
	Utility Taxes							
5351	Utility Tax - Electric	46,903	44,172	415,445	397,192	430,916	630,400	670,000
5352	Utility Tax - Gas	9,255	19,855	101,723	148,099	105,893	308,000	252,000
5353	Utility Tax - Telephone	74,719	69,813	608,212	518,722	606,610	750,000	881,000
5354	Utility Tax - Water	24,343	22,095	252,188	228,398	259,895	333,000	365,000
	Total	155,220	155,936	1,377,568	1,292,410	1,403,314	2,021,400	2,168,000
	Licenses							
5401	Vehicle Licenses	690	1,260	43,813	43,738	44,694	290,000	290,000
5402	Animal Licenses	5	50	1,075	1,455	1,024	9,200	9,200
5403	Business Licenses	7,575	21,402	11,053	23,842	10,277	52,000	49,000
5405	Liquor Licenses	-	14,875	725	21,526	789	40,000	40,000
5407	Taxi Licenses	400	125	930	600	849	1,100	1,100
5408	Caterer's Licenses	-	-	16,800	12,500	16,314	13,000	16,800
	Total	8,670	37,712	74,396	103,660	73,947	405,300	406,100
	Permits							
5601	Electric Permits	11,665	12,800	83,138	131,544	71,028	160,000	96,500
5602	Building Permits	76,594	140,665	751,588	1,393,912	674,340	1,692,800	1,000,000
5603	Plumbing Permits	22,725	22,745	162,745	215,947	141,856	271,000	190,000
5605	Storm Water Permits	4,200	2,450	33,800	28,900	31,726	52,000	52,000
5606	Overweight Permits	731	2,189	5,509	9,221	7,087	9,400	8,750
5607	Cook County Food Permits	-	-	333	-	289	5,500	5,500
	Total	115,915	180,848	1,037,112	1,779,524	926,326	2,190,700	1,352,750

VILLAGE OF HINSDALE
FY 2014-15 BUDGET
CORPORATE FUND
ALL PROGRAM REVENUE - 500

Account Number	Revenue Description	Actual This Month		Actual Fiscal Year		Y-T-D Estimated Budget	FY 2015 Estimated Actuals	Annual Budget
		Prior Year	Current Year	Prior Year	Current Year			
	Service Fees							
5811	Library Accounting	2,083	2,125	16,667	17,000	17,000	25,500	25,500
5812	Copier Sales	30	165	245	595	-	-	-
5821	General Interest	390	668	15,363	10,556	18,543	13,000	20,000
5822	Athletics	8,134	4,169	94,574	106,400	96,334	145,000	130,400
5823	Cultural Arts	611	1,863	3,961	10,687	4,662	9,000	7,000
5824	Early Childhood	5,167	1,394	44,937	34,064	46,170	36,000	47,000
5825	Fitness	3,649	2,417	21,840	25,759	20,833	27,000	33,000
5826	Paddle Tennis	646	1,205	39,044	41,924	37,142	48,000	50,000
5827	Special Events	(722)	1,165	15,035	15,428	21,000	17,000	21,000
5829	Picnic	-	-	10,010	8,765	10,500	9,765	10,500
5831	Pool Resident Fees	-	-	156,277	130,572	160,000	130,572	160,000
5832	Pool Non-Resident Fees	-	-	9,274	9,119	12,000	9,119	12,000
5833	Pool Daily Fees	-	-	49,280	47,747	65,000	47,747	65,000
5834	Pool 10-Visit Passes	-	-	18,081	24,123	22,100	24,123	22,100
5835	Pool Concessions	7,950	-	7,950	8,000	4,000	8,000	8,000
5836	Pool Resident Class Fees	-	-	22,971	25,232	26,500	25,232	26,500
5837	Pool Non-Resident Class Fees	-	-	5,088	4,022	5,200	4,022	5,200
5838	Pool Private Lessons Class	-	-	5,994	8,295	8,000	8,295	8,000
5839	Misc. Pool Revenue	-	-	22,694	23,112	26,000	23,112	26,000
5840	Town Team Fees	-	-	23,574	17,287	24,500	17,287	24,500

VILLAGE OF HINSDALE
FY 2014-15 BUDGET
CORPORATE FUND
ALL PROGRAM REVENUE - 500

Account Number	Revenue Description	Actual This Month		Actual Fiscal Year		Y-T-D Estimated Budget	FY 2015 Estimated Actuals	Annual Budget
		Prior Year	Current Year	Prior Year	Current Year			
5841	Downtown Meters	18,899	20,794	150,397	143,639	151,458	215,000	219,500
5842	Commuter Meters	7,348	9,784	65,472	68,826	67,944	95,000	99,000
5843	Commuter Permits	68,535	79,078	229,024	222,743	231,969	245,000	250,000
5844	Merchant Permits	48,874	47,994	127,024	117,353	127,761	142,500	142,500
5867	3 Day Permits	-	-	20	5	-	-	-
5868	Handicapped Permits	-	10	80	40	87	125	125
5901	Rent Proceeds	5,833	-	47,894	19,150	57,417	35,390	85,390
5902	Cell Tower Leases	5,987	10,188	45,051	72,622	61,048	101,000	93,500
5938	KLM Lodge Rental Fees	13,366	17,290	130,749	149,963	135,299	157,000	160,000
5939	Field Use Fees	-	870	29,482	37,570	27,446	40,000	38,000
5962	Ambulance Service	39,162	16,207	211,895	235,243	221,667	350,000	332,500
5963	Transcription/Zoning Appeals	3,220	2,650	39,070	38,500	38,783	55,000	50,000
5964	Police/Fire Reports	247	-	2,379	1,962	2,133	3,200	3,200
5972	Fire Service Fee-Non Resident	-	-	-	828	-	535	535
5973	False Alarm Fees	1,175	400	11,275	6,275	12,170	14,000	17,000
5974	Annual Alarm Fees	8,560	24,960	9,360	25,620	9,259	42,000	42,000
5975	Alarm Inspection Fees	3,000	-	28,080	13,425	25,158	28,000	35,000
	Total	252,145	245,396	1,710,110	1,722,449	1,795,081	2,151,524	2,269,950

VILLAGE OF HINSDALE
FY 2014-15 BUDGET
CORPORATE FUND
ALL PROGRAM REVENUE - 500

Account Number	Revenue Description	Actual This Month		Actual Fiscal Year		Y-T-D Estimated Budget	FY 2015 Estimated Actuals	Annual Budget
		Prior Year	Current Year	Prior Year	Current Year			
	Fines							
6001	Court Fines	12,514	8,065	89,107	77,448	93,772	135,000	140,000
6002	Meter Fines	5,948	5,245	39,113	37,843	40,727	62,000	65,000
6003	Vehicle Ordinance Fines	2,631	4,352	28,555	31,501	30,203	42,000	42,000
6004	Animal Ordinance Fines	-	185	1,845	1,445	1,789	3,000	3,000
6005	Parking Ordinance Fines	9,885	11,548	63,043	60,408	64,798	95,000	105,000
6006	Other Ordinance Fines	-	2,500	-	2,500	-	200	200
6007	Impound Fees	1,000	1,000	25,200	22,500	19,573	35,000	32,000
	Total	31,978	32,896	246,863	233,645	250,862	372,200	387,200
	Other Income							
6219	Interest on Property Taxes	0	0	150	117	147	150	150
6221	Interest on Investments	(814)	(3,077)	4,406	9,036	10,000	20,000	15,000
6225	Cable TV Franchise	-	-	132,693	136,979	132,600	273,800	265,200
6235	Code Sales	-	5	5	100	-	-	-
6239	Pre Plan Reviews	-	-	-	200	1,000	1,500	1,500
6250	Rental Income	2,454	1,227	7,362	10,816	-	-	
6311	Donations	25	530	126,417	6,295	4,000	6,000	6,000
6403	IPBC Surplus	-	-	162,600	48,946	-	48,946	-
6453	Proceeds From Sale of Property	5,000	-	5,050	67,850	20,000	75,000	30,000
6596	Reimbursed Activity	67,238	15,613	285,165	241,951	277,197	429,700	429,700
6599	Miscellaneous Income	1,132	1,099	20,553	28,662	18,200	30,000	27,300
	Total	75,034	15,397	744,401	550,951	463,144	885,096	774,850
	Total Revenues	1,124,870	1,144,769	14,537,380	15,125,653	14,366,803	19,742,138	19,099,768

FY 2014-15 BUDGET
CORPORATE FUND -10000
ALL DEPARTMENT SUMMARY

Account Number	Expense Description	Actual This Month		Actual Fiscal Year		Y-T-D Estimated Budget	FY 2015 Estimated Actuals	Annual Budget
		Prior Year	Current Year	Prior Year	Current Year			
	Personal Services							
7001	Salaries & Wages	565,816	559,554	4,623,481	4,706,176	4,772,075	7,577,317	7,658,886
7002	Overtime	50,969	45,759	293,174	290,570	267,627	467,145	432,300
7003	Temporary	41,386	52,092	499,367	647,210	639,318	892,318	905,642
7005	Longevity Pay	4,400	-	32,200	30,200	33,100	30,200	33,100
7008	Reimbursible Overtime	1,808	2,233	20,532	30,736	31,154	50,000	50,000
7009	Extra Detail - Grant	2,816	3,119	12,170	22,708	-	-	-
7099	Water Fund Cost Allocation	(86,053)	(87,769)	(686,973)	(702,150)	(702,150)	(1,053,225)	(1,053,225)
7101	Social Security	15,948	14,421	144,832	155,180	158,593	246,539	253,881
7102	IMRF Pension	39,860	35,611	345,602	315,582	324,830	485,997	521,332
7105	Medicare	8,940	8,872	73,739	76,600	76,886	121,849	123,245
7106	Police Pension	11,271	9,638	689,888	648,185	654,492	704,861	704,861
7107	Firefighters Pension	7,278	9,867	613,421	667,298	675,777	723,075	723,075
7111	Health Insurance	93,440	101,955	768,531	853,404	830,881	1,285,371	1,246,918
7112	Unemployment Compensation	-	576	972	1,737	-	412	-
	Total	757,879	755,928	7,430,936	7,743,437	7,785,882	11,531,859	11,600,015
	Professional Services							
7201	Legal Expenses	43,920	21,386	189,246	195,756	133,333	225,000	200,000
7202	Engineering	-	-	121	-	-	6,000	1,000
7204	Auditing	-	-	20,590	24,401	24,401	24,500	25,000
7299	Misc Professional Services	11,200	17,408	41,455	35,779	17,710	39,065	26,565
	Total	55,120	38,793	251,412	255,935	175,444	294,565	252,565

FY 2014-15 BUDGET
CORPORATE FUND -10000
ALL DEPARTMENT SUMMARY

Account Number	Expense Description	Actual This Month		Actual Fiscal Year		Y-T-D Estimated Budget	FY 2015 Estimated Actuals	Annual Budget
		Prior Year	Current Year	Prior Year	Current Year			
	Contractual Services							
7301	Street Sweeping	7,482	9,443	40,367	34,641	26,667	40,000	40,000
7303	Mosquito Abatement	-	-	55,496	55,496	55,496	55,496	60,000
7304	DED Removals	-	73,444	66,226	108,966	88,667	133,000	133,000
7306	Buildings and Grounds	2,637	2,187	29,144	40,105	25,300	42,950	37,950
7307	Custodial	8,066	3,996	55,973	48,495	56,660	86,200	86,200
7308	Dispatch Services	62,753	32,434	217,350	286,290	265,788	393,500	398,682
7309	Data Processing	514	-	93,464	89,841	98,248	133,025	129,415
7310	Traffic Signals	-	-	-	24	667	1,000	1,000
7311	Inspectors	-	3,150	3,190	9,296	15,667	15,000	23,500
7312	Landscape Maintenance	-	7,463	99,346	137,699	102,444	152,000	128,500
7313	Non-Residential Review	23,467	8,160	127,256	95,332	33,333	100,000	50,000
7314	Recreation Programs	43,076	46,436	203,220	202,903	214,177	187,727	239,500
7319	Tree Trimming	-	-	-	8,372	42,667	64,000	64,000
7320	Elm Tree Fungicide	-	-	129,668	139,895	160,680	150,000	165,518
7399	Misc. Contractual Services	11,380	8,305	85,816	108,099	113,494	160,095	170,241
	Total	159,375	195,018	1,206,515	1,365,455	1,299,954	1,713,993	1,727,506
	Purchased Services							
7401	Postage	4,458	2,199	22,521	18,120	19,633	27,450	29,450
7402	Utilities	8,104	30,408	114,806	144,868	167,717	237,200	251,575
7403	Telephone	8,245	10,630	62,866	57,900	67,800	101,700	101,700
7404	Teletypes/Pagers	-	-	-	-	-	-	-
7405	Dumping	8,791	5,988	20,431	16,963	15,333	23,000	23,000
7406	Citizen Information	5,902	4,751	16,259	11,941	15,867	23,800	23,800
7409	Equipment Rental	200	-	4,555	6,162	3,500	8,500	5,250
7411	Holiday Decorating	36	7,926	7,792	8,288	5,333	8,000	8,000
7414	Legal Publications	394	218	7,210	8,182	4,667	9,000	7,000
7415	Employment Advertising	-	1,410	1,244	4,436	1,667	2,500	2,500
7419	Printing and Publications	150	1,155	17,880	24,148	25,900	40,000	40,000
7499	Miscellaneous Services	1,077	6,423	8,746	10,986	7,750	11,625	11,625
	Total	37,356	71,107	284,310	311,994	335,167	492,775	503,900

FY 2014-15 BUDGET
CORPORATE FUND -10000
ALL DEPARTMENT SUMMARY

Account Number	Expense Description	Actual This Month		Actual Fiscal Year		Y-T-D Estimated Budget	FY 2015 Estimated Actuals	Annual Budget
		Prior Year	Current Year	Prior Year	Current Year			
	Materials and Supplies							
7501	Office Supplies	2,176	3,453	25,009	30,314	24,607	36,575	36,910
7502	Publications	10	205	10	712	667	1,000	1,000
7503	Gasoline and Oil	13,077	6,625	94,898	77,231	93,067	139,850	139,600
7504	Uniforms	2,394	5,181	39,963	42,891	42,033	60,272	60,925
7505	Chemicals	34,234	23,307	51,889	37,294	61,833	88,135	87,000
7506	Motor Vehicle Supplies	116	-	1,150	450	1,167	1,750	1,750
7507	Building Supplies	970	602	8,015	7,559	10,200	15,300	15,300
7508	License Supplies	2,156	485	2,802	1,507	5,433	6,400	6,950
7509	Janitor Supplies	267	1,304	8,754	9,919	9,800	16,802	16,800
7510	Tools	496	1,370	8,200	9,219	8,800	13,200	13,200
7511	KLM Event Supplies	391	55	1,930	1,475	2,333	3,500	3,500
7514	Range Supplies	1,596	310	3,079	1,038	6,867	10,300	10,300
7515	Camera Supplies	-	-	14	246	833	1,250	1,250
7517	Recreation Supplies	999	478	38,687	34,387	34,800	41,828	52,200
7518	Laboratory Supplies	-	-	169	-	333	500	500
7519	Trees	-	14,374	47,671	55,935	30,000	60,000	65,575
7520	Computer Equipment	1,578	1,165	13,062	13,790	10,733	82,633	16,100
7525	Emergency Management	-	-	-	-	833	1,250	1,250
7530	Medical Supplies	456	824	7,184	5,166	6,417	9,375	9,375
7531	Fire Prevention	-	-	1,554	1,844	1,333	2,000	2,000
7532	Oxygen & Air Supplies	102	8	463	354	583	875	875
7533	Hazmat Supplies	210	1,128	2,217	3,029	2,233	3,350	3,350
7534	Fire Supression Supplies	-	-	869	2,426	2,000	3,000	3,000
7535	Fire Inspection Supplies	-	73	221	73	150	225	225
7536	Infection Control Supplies	-	-	161	276	1,000	1,500	1,500
7537	Safety Supplies	-	-	930	384	1,533	666	1,700
7539	Software Supplies	258	2,720	1,994	6,669	9,500	14,250	14,250
7599	Other Supplies	3,226	840	15,869	9,260	16,933	48,250	25,250
	Total	64,713	64,507	376,761	353,448	386,023	664,036	591,635

FY 2014-15 BUDGET
CORPORATE FUND -10000
ALL DEPARTMENT SUMMARY

Account Number	Expense Description	Actual This Month		Actual Fiscal Year		Y-T-D Estimated Budget	FY 2015 Estimated Actuals	Annual Budget
		Prior Year	Current Year	Prior Year	Current Year			
	Repairs and Maintenance							
7601	Buildings	34,015	21,671	82,927	100,313	57,200	117,515	85,800
7602	Office Equipment	828	2,696	10,666	18,265	17,493	26,240	26,240
7603	Motor Vehicles	12,944	8,849	55,962	117,068	71,700	130,500	107,550
7604	Radios	3,275	306	7,556	11,360	9,033	13,550	13,550
7605	Grounds	92	275	13,666	16,485	21,000	31,500	31,500
7606	Computers	-	1,080	605	1,565	1,733	2,600	2,600
7611	Parking Meters	69	304	568	1,754	5,333	8,000	8,000
7615	Streets and Alleys	-	553	46,609	29,885	35,933	40,000	53,900
7617	Parks - Playground Equipment	6	-	183	328	2,333	3,500	3,500
7618	General Equipment	303	826	12,910	26,551	22,167	35,442	33,250
7619	Traffic and Street Lights	1,331	981	4,024	1,778	4,667	7,000	7,000
7622	Traffic and Street Signs	327	1,706	9,671	12,218	7,867	11,800	11,800
7699	Miscellaneous Repairs	-	1	1,195	1,313	867	1,300	1,300
	Total	53,189	39,247	246,541	338,883	257,327	428,947	385,990
	Other Expenses							
7701	Conferences/Staff Dev.	42,344	1,941	54,260	24,239	19,800	33,100	29,700
7702	Dues and Subscriptions	2,707	2,386	29,389	33,507	30,043	45,065	45,065
7703	Employee Relations	39	3,851	5,542	12,543	8,067	12,100	12,100
7706	Plan Commission	276	-	276	-	333	500	500
7707	Historic Preservation Commission	286	-	536	354	667	1,000	1,000
7708	Park & Recreation Commission	-	-	-	-	200	300	300
7709	Board of Fire & Police Comm	10,420	876	10,795	2,516	13,333	20,000	20,000
7710	Economic Development Comm	34,554	40,242	90,869	64,346	60,000	90,000	90,000
7711	Zoning Board of Appeals	-	-	-	-	333	500	500
7719	HSD Charges	210	86	1,545	1,280	3,033	4,550	4,550
7725	Ceremonial Occasions	-	-	1,234	500	1,000	1,500	1,500
7729	Bond Principal Payment	-	-	266,684	280,376	280,376	280,376	280,376
7735	Educational Training	300	5,213	17,686	26,654	30,793	45,190	46,190

FY 2014-15 BUDGET
CORPORATE FUND -10000
ALL DEPARTMENT SUMMARY

Account Number	Expense Description	Actual This Month		Actual Fiscal Year		Y-T-D Estimated Budget	FY 2015 Estimated Actuals	Annual Budget
		Prior Year	Current Year	Prior Year	Current Year			
7736	Personnel	595	383	4,097	4,884	5,733	3,600	8,600
7737	Mileage Reimbursement	274	475	791	2,388	1,700	2,550	2,550
7749	Interest Expense	9,463	7,703	41,285	34,909	34,915	34,915	34,915
7795	Bank & Bond Fees	5,912	4,678	38,850	44,394	34,733	52,100	52,100
7799	Misc Expenses	-	-	-	-	66,667	100,000	100,000
	Total	107,378	67,833	563,838	532,889	591,728	727,346	729,946
	Risk Management Costs							
7810	IRMA Premiums	118,285	153,248	118,285	153,248	230,164	159,896	230,164
7812	Self Insured Liability	7,786	2,869	68,429	23,174	45,000	44,500	82,500
7899	Other Insurance	-	-	266	-	183	275	275
	Total	126,071	156,117	186,980	176,422	275,347	204,671	312,939
	Total Operating Expenses	1,361,080	1,388,550	10,547,292	11,078,462	11,106,871	16,058,192	16,104,496
	Capital Outlay							
7902	Motor Vehicles	6,167	29,489	338,427	495,081	122,583	620,742	194,000
7903	Park - Playground Equipment	-	16,882	-	107,536	87,500	150,000	150,000
7908	Land/Grounds	-	-	174,412	34,188	78,667	97,800	132,000
7909	Buildings	53,372	48,282	332,117	138,372	335,500	346,250	509,500
7918	General Equipment	50,553	94,676	146,206	164,166	303,667	406,978	539,500
7919	Computer Equipment	-	-	2,480	8,344	36,667	51,400	55,000
	Total	110,092	189,329	993,642	947,687	964,583	1,673,170	1,580,000
	Transfers Out							
	Dept. Capital Reserve Transfer	104,167	104,167	833,333	833,333	833,333	1,250,000	1,250,000
9041	Capital Improvement Transfer	133,333	125,000	1,066,664	1,000,000	1,000,000	1,500,000	1,500,000
9062	Water Capital Transfer	-	-	-	-	-	-	-
	Total	237,500	229,167	1,899,997	1,833,333	1,833,333	2,750,000	2,750,000
	Total Expenses	1,708,672	1,807,045	13,440,931	13,859,483	13,904,788	20,481,362	20,434,496

VILLAGE OF HINSDALE
FY 2014-15 BUDGET
CORPORATE FUND
GENERAL GOVERNMENT DEPARTMENT - 1000

Account Number	Expense Description	Actual This Month		Actual This Year		Y-T-D Estimated Budget	FY 2015 Estimated Actuals	Annual Budget
		Prior Year	Current Year	Prior Year	Current Year			
	Personal Services							
7001	Salaries & Wages	68,022	70,192	637,382	592,780	607,313	969,706	974,700
7002	Overtime	732	1,327	8,783	10,225	6,231	12,000	10,000
7003	Temporary	7,198	7,117	70,305	83,474	74,961	122,199	120,307
7005	Longevity Pay	-	-	1,400	800	1,400	800	1,400
7099	Water Fund Cost Allocation	(60,182)	(61,380)	(481,455)	(491,043)	(491,043)	(736,565)	(736,565)
7101	Social Security	3,816	3,133	34,455	35,194	38,652	61,528	62,034
7102	IMRF Pension	10,910	10,756	124,717	92,161	95,483	146,447	153,244
7105	Medicare	1,065	1,102	9,804	9,544	9,996	15,711	16,043
7111	Health Insurance	13,231	13,144	108,519	111,596	121,356	173,094	182,631
7112	Unemployment Compensation	-	-	-	749	-	-	-
7113	IPBC Surplus	-	-	-	-	-	-	-
	Total	44,793	45,390	513,910	445,479	464,348	764,920	783,794
	Professional Services							
7201	Legal Services	43,920	21,386	189,246	195,756	133,333	225,000	200,000
7204	Auditing	-	-	20,590	24,401	24,401	24,500	25,000
7299	Misc. Professional Services	(4,308)	17,182	25,230	27,508	5,333	22,000	8,000
	Total	39,612	38,567	235,066	247,664	163,068	271,500	233,000
	Contractual Services							
7309	Data Processing	34	-	36,259	38,190	49,333	74,000	74,000
7399	Misc. Contractual Services	2,506	3,457	19,312	20,413	28,000	38,000	42,000
	Total	2,540	3,457	55,570	58,603	77,333	112,000	116,000

VILLAGE OF HINSDALE
FY 2014-15 BUDGET
CORPORATE FUND
GENERAL GOVERNMENT DEPARTMENT - 1000

Account Number	Expense Description	Actual This Month		Actual This Year		Y-T-D Estimated Budget	FY 2015 Estimated Actuals	Annual Budget
		Prior Year	Current Year	Prior Year	Current Year			
	Purchased Services							
7401	Postage	2,654	1,287	12,943	10,549	12,667	17,000	19,000
7402	Utilities	205	198	1,639	1,672	1,500	2,250	2,250
7403	Telephone	974	1,427	8,367	8,255	8,333	12,500	12,500
7414	Legal Publications	394	218	7,210	8,182	4,667	9,000	7,000
7415	Employment Advertising	-	1,410	1,244	4,436	1,667	2,500	2,500
7419	Printing & Publications	-	969	4,512	8,471	6,000	10,150	10,150
7499	Misc. Services	81	105	6,097	3,262	3,200	4,800	4,800
	Total	4,307	5,614	42,012	44,826	38,033	58,200	58,200
	Materials & Supplies							
7501	Office Supplies	1,220	1,358	11,795	10,752	9,440	14,160	14,160
7503	Gasoline & Oil	63	-	1,546	647	333	750	500
7508	License Supplies	357	-	357	-	2,533	2,600	2,600
7520	Computer Supplies	515	345	4,624	4,294	5,200	7,800	7,800
7539	Software Puchases	-	-	720	705	1,067	1,600	1,600
7599	Other Supplies	215	-	320	148	2,600	3,900	3,900
	Total	2,371	1,703	19,362	16,546	21,173	30,810	30,560
	Repairs & Maintenance							
7602	Office Equipment	590	456	3,665	3,808	4,993	7,490	7,490
7603	Motor Vehicles	-	-	69	-	-	-	-
7606	Computer Equipment	-	-	120	-	667	1,000	1,000
	Total	590	456	3,854	3,808	5,660	8,490	8,490
	Other Expenses							
7701	Conferences/Staff Dev.	41,525	1,456	48,273	11,399	8,100	14,150	12,150
7702	Dues & Subscriptions	729	1,021	17,194	21,358	15,080	22,620	22,620
7703	Employee Relations	39	3,851	5,542	12,543	8,067	12,100	12,100
7706	Plan Commission	276	-	276	-	333	500	500
7707	Historic Preservation Comm	286	-	536	354	667	1,000	1,000
7709	Bd. Of Fire/Police Comm	10,420	876	10,795	2,516	13,333	20,000	20,000

VILLAGE OF HINSDALE
FY 2014-15 BUDGET
CORPORATE FUND
GENERAL GOVERNMENT DEPARTMENT - 1000

Account Number	Expense Description	Actual This Month		Actual This Year		Y-T-D Estimated Budget	FY 2015 Estimated Actuals	Annual Budget
		Prior Year	Current Year	Prior Year	Current Year			
7710	Economic Develop. Comm	34,554	40,242	90,869	64,346	60,000	90,000	90,000
7711	Zoning Board of Appeals	-	-	-	-	333	500	500
7725	Ceremonial Occasions	-	-	1,234	500	1,000	1,500	1,500
7729	Bond Principal Payment	-	-	170,366	182,252	182,252	182,252	182,252
7735	Educational Training	-	-	476	150	533	800	800
7736	Personnel	53	112	127	521	3,500	250	5,250
7737	Mileage Reimbursement	-	30	88	30	300	450	450
7749	Interest Expense	-	-	20,464	17,653	17,653	17,653	17,653
7795	Bank Fees	5,347	4,336	31,615	35,897	27,533	41,300	41,300
7799	Misc Expenses	-	-	-	-	66,667	100,000	100,000
	Total	93,228	51,925	397,855	349,519	405,352	505,075	508,075
	Risk Management Costs							
7810	IRMA Premiums	18,355	16,275	18,355	16,275	24,443	16,981	24,443
7812	Self Insured Liability	-	11	-	750	3,333	2,000	5,000
7899	Other Premiums	-	-	266	-	183	275	275
	Total	18,355	16,286	18,621	17,025	27,960	19,256	29,718
	Total Operating Expenses	205,794	163,398	1,286,249	1,183,471	1,202,927	1,770,251	1,767,837
	Capital Outlay							
7909	Buildings	-	53,362	-	73,745	20,000	114,000	114,000
7919	Computer Equipment	-	-	-	8,344	36,667	51,400	55,000
	Total	-	53,362	-	82,089	56,667	165,400	169,000
	Total Expenses	205,794	216,760	1,286,249	1,265,560	1,259,593	1,935,651	1,936,837

VILLAGE OF HINSDALE
FY 2014-15 BUDGET
CORPORATE FUND
POLICE DEPARTMENT-1200

Account Number	Expense Description	Actual This Month		Actual Fiscal Year		Y-T-D Estimated Budget	FY 2015 Estimated Actuals	Annual Budget
		Prior Year	Current Year	Prior Year	Current Year			
	Personal Services							
7001	Salaries & Wages	188,723	187,812	1,478,964	1,525,458	1,570,698	2,449,131	2,520,873
7002	Overtime	17,073	20,149	127,122	140,321	88,617	185,000	145,000
7003	Temporary	21,857	18,183	123,944	145,792	171,977	259,272	276,012
7005	Longevity Pay	4,400	-	14,700	14,000	14,700	14,000	14,700
7008	Reimbursable Overtime	1,808	2,233	20,532	30,736	31,154	50,000	50,000
7009	Extra Detail - Grant	2,816	3,119	12,170	22,708	-	-	-
7099	Water Fund Cost Allocation	(1,449)	(1,478)	(10,142)	(11,823)	(11,823)	(17,734)	(17,734)
7101	Social Security	1,797	1,590	10,776	12,840	14,634	20,772	23,486
7102	IMRF Pension	2,079	1,955	13,843	15,924	17,178	25,019	27,569
7105	Medicare	3,011	2,943	22,846	23,960	24,912	38,100	39,982
7106	Police Pension Contribution	11,271	9,638	689,888	648,185	654,492	704,861	704,861
7111	Health Insurance	27,035	29,980	221,812	242,727	240,227	363,947	360,340
7112	Unemployment Compensation	-	-	972	412	-	412	-
7113	IPBC Surplus	-	-	-	-	-	-	-
	Total	280,421	276,124	2,727,428	2,811,240	2,816,765	4,092,780	4,145,089
	Professional Services							
7299	Other Professional Services	-	-	4,515	4,545	4,710	7,065	7,065
	Total	-	-	4,515	4,545	4,710	7,065	7,065

VILLAGE OF HINSDALE
FY 2014-15 BUDGET
CORPORATE FUND
POLICE DEPARTMENT-1200

Account Number	Expense Description	Actual This Month		Actual Fiscal Year		Y-T-D Estimated Budget	FY 2015 Estimated Actuals	Annual Budget
		Prior Year	Current Year	Prior Year	Current Year			
	Contractual Services							
7306	Buildings and Grounds	40	40	480	390	500	750	750
7307	Custodial	1,194	124	8,216	8,706	9,667	14,500	14,500
7308	Dispatch Services	2,808	26,356	131,717	231,589	214,788	317,000	322,182
7309	Data Processing	-	-	21,834	19,945	21,010	21,010	21,010
7399	Other Contractual Services	7,847	679	38,669	32,431	34,281	51,421	51,421
	Total	11,889	27,199	200,915	293,061	280,245	404,681	409,863
	Purchased Services							
7401	Postage	90	93	985	655	933	1,400	1,400
7402	Utilities	127	1,715	2,051	3,861	5,667	8,500	8,500
7403	Telephones	2,849	2,915	20,796	15,279	24,000	36,000	36,000
7419	Printing & Publications	150	56	4,436	4,471	4,667	7,000	7,000
	Total	3,216	4,779	28,268	24,267	35,267	52,900	52,900
	Materials & Supplies							
7501	Office Supplies	210	369	3,221	4,370	3,667	5,500	5,500
7503	Gasoline & Oil	4,437	3,557	42,651	34,553	40,667	61,000	61,000
7504	Uniforms	576	1,875	14,281	14,894	17,617	26,425	26,425
7507	Building Supplies	15	-	15	-	267	400	400
7508	License Supplies	1,074	95	1,175	600	1,000	1,500	1,500
7509	Janitor Supplies	-	326	869	1,513	3,000	4,500	4,500
7514	Range Supplies	1,596	310	3,079	1,038	6,867	10,300	10,300
7515	Camera Supplies	-	-	14	246	333	500	500
7520	Computer Equipment Supplies	770	-	1,889	3,103	2,000	43,000	3,000
7525	Emerg Op Disaster Supplies	-	-	-	-	833	1,250	1,250
7530	Medical Supplies	-	-	172	195	400	600	600

VILLAGE OF HINSDALE
FY 2014-15 BUDGET
CORPORATE FUND
POLICE DEPARTMENT-1200

Account Number	Expense Description	Actual This Month		Actual Fiscal Year		Y-T-D Estimated Budget	FY 2015 Estimated Actuals	Annual Budget
		Prior Year	Current Year	Prior Year	Current Year			
7539	Software Purchases	-	-	769	1,520	1,667	2,500	2,500
7599	Other Supplies	569	412	5,795	4,896	8,000	35,000	12,000
	Total	9,244	6,944	73,930	66,928	86,317	192,475	129,475
	Repairs & Maintenance							
7601	Buildings	12,180	8,673	16,915	16,944	12,000	18,000	18,000
7602	Office Equipment	60	2,240	3,605	7,360	6,067	9,100	9,100
7603	Motor Vehicles	661	1,171	11,911	19,282	18,000	27,000	27,000
7604	Radios	-	-	1,193	-	2,333	3,500	3,500
7611	Parking Meters	69	304	568	1,754	5,333	8,000	8,000
7618	General Equipment	-	-	650	4,952	4,000	6,000	6,000
	Total	12,970	12,388	34,841	50,293	47,733	71,600	71,600
	Other Expenses							
7701	Conferences/Staff Development	670	(136)	3,640	7,075	6,233	9,350	9,350
7702	Dues & Subscriptions	740	205	5,419	5,883	4,357	6,535	6,535
7719	HSD Charges	-	-	-	-	200	300	300
7735	Educational Training	300	2,729	5,550	12,938	14,667	22,000	22,000
7736	Personnel	54	235	2,037	1,692	667	1,000	1,000
7737	Mileage Reimbursement	139	411	385	2,009	1,000	1,500	1,500
	Total	1,903	3,444	17,031	29,597	27,123	40,685	40,685
	Risk Management Costs							
7810	IRMA	-	46,311	-	46,311	69,555	48,320	69,555
7812	Self-Insured Liability	3,438	439	11,721	5,042	10,000	10,000	30,000
	Total	3,438	46,750	11,721	51,353	79,555	58,320	99,555
	Total Operating Expenses	323,080	377,629	3,098,649	3,331,284	3,377,715	4,920,506	4,956,232

VILLAGE OF HINSDALE
FY 2014-15 BUDGET
CORPORATE FUND
POLICE DEPARTMENT-1200

Account Number	Expense Description	Actual This Month		Actual Fiscal Year		Y-T-D Estimated Budget	FY 2015 Estimated Actuals	Annual Budget
		Prior Year	Current Year	Prior Year	Current Year			
	Capital Outlay							
7901	Office Equipment	-	-	-	-	-	-	-
7902	Motor Vehicles	6,167	-	120,154	29,889	75,333	105,000	113,000
7908	Land/Grounds	-	-	-	-	-	-	-
7909	Buildings	53,372	31,262	53,372	43,012	56,000	62,000	84,000
7918	General Equipment	-	-	-	-	13,333	16,200	20,000
7919	Computerization	-	-	-	-	-	-	-
	Total	59,539	31,262	173,526	72,901	144,667	183,200	217,000
	Total Expenses	382,619	408,891	3,272,175	3,404,185	3,522,382	5,103,706	5,173,232

VILLAGE OF HINSDALE
FY 2014-15 BUDGET
CORPORATE FUND
FIRE DEPARTMENT - 1500

Account Number	Expense Description	Actual This Month		Actual Fiscal Year		Y-T-D Estimated Budget	FY 2015 Estimated Actuals	Annual Budget
		Prior Year	Current Year	Prior Year	Current Year			
	Personal Services							
7001	Salaries & Wages	157,061	162,869	1,277,036	1,318,538	1,320,481	2,125,817	2,119,290
7002	Overtime	17,495	19,394	115,183	94,638	124,615	185,000	200,000
7003	Temporary Help	3,212	1,038	30,506	20,957	33,753	38,000	54,172
7005	Longevity Pay	-	-	9,200	9,800	9,800	9,800	9,800
7099	Water Fund Cost Allocation	(1,449)	(1,478)	(11,591)	(11,823)	(11,823)	(17,734)	(17,734)
7101	Social Security	733	616	6,269	5,805	6,775	9,193	10,873
7102	IMRF Pension	1,248	1,233	10,315	10,111	10,647	15,367	17,087
7105	Medicare	2,355	2,420	18,913	19,058	18,585	31,144	29,827
7107	Firefighter's Pension	7,278	9,867	613,421	667,298	675,777	723,075	723,075
7111	Health Insurance	29,457	32,093	242,512	252,992	250,463	381,136	375,695
7113	IPBC Surplus	-	-	-	-	-	-	-
	Total	217,390	228,051	2,311,764	2,387,374	2,439,072	3,500,798	3,522,085
	Contractual Services							
7306	Buildings & Grounds	40	40	564	675	400	600	600
7307	Custodial	142	154	1,140	1,614	2,000	3,000	3,000
7308	Dispatch Services	5,602	6,078	45,287	54,701	51,000	76,500	76,500
7309	Data Processing	-	-	-	-	-	-	-
7399	Misc. Contractural Services	40	125	1,350	10,880	7,213	10,820	10,820
	Total	5,823	6,397	48,341	67,870	60,613	90,920	90,920

VILLAGE OF HINSDALE
FY 2014-15 BUDGET
CORPORATE FUND
FIRE DEPARTMENT - 1500

Account Number	Expense Description	Actual This Month		Actual Fiscal Year		Y-T-D Estimated Budget	FY 2015 Estimated Actuals	Annual Budget
		Prior Year	Current Year	Prior Year	Current Year			
	Purchased Services							
7401	Postage	109	96	663	520	500	750	750
7402	Utilities	486	947	2,062	2,703	5,667	8,500	8,500
7403	Telephone	885	590	5,535	6,695	7,333	11,000	11,000
7419	Printing & Publications	-	-	271	-	567	850	850
	Total	1,480	1,633	8,531	9,918	14,067	21,100	21,100
	Materials & Supplies							
7501	Office Supplies	557	799	2,449	3,640	2,667	4,000	4,000
7503	Gasoline & Oil	1,844	1,282	14,189	14,326	14,400	21,600	21,600
7504	Uniforms	397	1,445	10,575	9,989	8,667	13,000	13,000
7506	Motor Vehicle Supplies	-	-	8	54	167	250	250
7507	Building Supplies	727	602	4,084	3,703	4,000	6,000	6,000
7508	Licenses	-	40	199	121	233	350	350
7510	Tools	230	-	2,654	4,705	3,333	5,000	5,000
7515	Camera Supplies	-	-	-	-	133	200	200
7520	Computer Equipment Supplies	292	9	1,523	662	1,567	27,350	2,350
7530	Medical Supplies	190	713	5,794	4,154	5,033	7,550	7,550
7531	Fire Prevention Supplies	-	-	1,554	1,844	1,333	2,000	2,000
7532	Oxygen & Air Supplies	102	8	463	354	583	875	875
7533	HazMat Supplies	210	1,128	2,217	3,029	2,233	3,350	3,350
7534	Fire Suppression Supplies	-	-	869	2,426	2,000	3,000	3,000
7535	Fire Inspection Supplies	-	73	221	73	150	225	225
7536	Infection Control Supplies	-	-	161	276	1,000	1,500	1,500
7537	Safety Supplies	-	-	-	218	333	500	500
7539	Software Purchases	-	-	247	1,481	5,100	7,650	7,650
	Total	4,549	6,098	47,206	51,054	52,933	104,400	79,400

VILLAGE OF HINSDALE
FY 2014-15 BUDGET
CORPORATE FUND
FIRE DEPARTMENT - 1500

Account Number	Expense Description	Actual This Month		Actual Fiscal Year		Y-T-D Estimated Budget	FY 2015 Estimated Actuals	Annual Budget
		Prior Year	Current Year	Prior Year	Current Year			
	Repairs & Maintenance							
7601	Buildings	1,685	1,928	15,477	3,543	4,000	6,015	6,000
7602	Office Equipment	85	-	1,251	1,525	900	1,350	1,350
7603	Motor Vehicles	7,930	39	32,439	30,692	29,333	44,000	44,000
7604	Radios	2,872	306	5,910	1,873	4,500	6,750	6,750
7606	Computer Equipment	-	1,080	485	1,565	1,067	1,600	1,600
7618	General Equipment	2,205	470	3,349	7,699	9,667	14,500	14,500
	Total	14,777	3,824	58,912	46,896	49,467	74,215	74,200
	Other Expenses							
7701	Conferences/Staff Development	-	474	1,065	2,556	2,467	3,700	3,700
7702	Dues & Subscriptions	165	-	162	660	5,773	8,660	8,660
7719	HSD Charge	-	-	-	-	167	250	250
7729	Bond Principal Payment	-	-	96,318	98,124	98,124	98,124	98,124
7735	Educational Training	-	200	9,371	10,608	9,960	14,940	14,940
7736	Personnel	54	30	264	294	333	500	500
7749	Interest Expense-Loan	9,463	7,703	20,822	17,256	17,262	17,262	17,262
	Total	9,682	8,407	128,002	129,498	134,086	143,436	143,436
	Risk Management Costs							
7810	IRMA	42,052	39,108	42,052	39,108	58,737	40,805	58,737
7812	Self Insured Liability	3,392	2,351	26,932	5,327	13,333	10,000	20,000
	Total	45,444	41,459	68,984	44,435	72,070	50,805	78,737
	Total Operating Expenses	299,143	295,868	2,671,739	2,737,045	2,822,309	3,985,672	4,009,876

VILLAGE OF HINSDALE
FY 2014-15 BUDGET
CORPORATE FUND
FIRE DEPARTMENT - 1500

Account Number	Expense Description	Actual This Month		Actual Fiscal Year		Y-T-D Estimated Budget	FY 2015 Estimated Actuals	Annual Budget
		Prior Year	Current Year	Prior Year	Current Year			
	Capital Outlay							
7901	Office Equipment	-	-	-	-	-	-	-
7902	Motor Vehicles	-	-	186,037	435,132	-	435,132	-
7903	Park-Playground Equipt	-	-	-	-	-	-	-
7909	Buildings	-	10,971	-	10,971	16,667	26,200	25,000
7918	General Equipment	-	-	-	-	-	-	-
7919	Computerizaiton	-	-	2,480	-	-	-	-
	Total	-	10,971	188,517	446,103	16,667	461,332	25,000
	Total Expenses	299,143	306,838	2,860,256	3,183,148	2,838,975	4,447,006	4,034,878

VILLAGE OF HINSDALE
FY 2014-15 BUDGET
CORPORATE FUND
PUBLIC SERVICES - 2200

Account Number	Expense Description	Actual This Month		Actual Fiscal Year		Y-T-D Estimated Budget	FY 2015 Estimated Actuals	Annual Budget
		Prior Year	Current Year	Prior Year	Current Year			
	Personal Services							
7001	Salaries & Wages	69,460	62,499	560,228	585,021	583,723	967,548	936,839
7002	Overtime	15,442	4,754	29,677	29,543	40,500	65,813	65,000
7003	Temporary		7,360	20,689	58,609	33,502	71,939	39,800
7005	Longevity Pay	-	-	4,300	3,700	4,500	3,700	4,500
7099	Water Fund Cost Allocation	(10,045)	(10,246)	(80,357)	(81,965)	(81,965)	(122,947)	(122,947)
7101	Social Security	4,289	3,911	36,571	39,717	39,492	66,089	63,382
7102	IMRF Pension	11,992	9,310	88,696	87,296	89,353	139,421	143,406
7105	Medicare	1,148	1,055	8,782	9,478	9,451	15,797	15,169
7111	Health Insurance	13,599	16,291	111,540	137,607	120,897	202,698	181,346
7112	Unemployment Comp	-		-	-	-	-	-
7113	IPBC Surplus	-	-	-	-	-	-	-
	Total	105,885	94,934	780,126	869,005	839,454	1,410,058	1,326,495
	Contractual Services							
7301	Street Sweeping	7,482	9,443	40,367	34,641	26,667	40,000	40,000
7303	Mosquito Abatement	-	-	55,496	55,496	55,496	55,496	60,000
7304	Tree Removals	-	73,444	66,226	108,966	88,667	133,000	133,000
7306	Buildings and Grounds	1,498	1,293	5,869	6,922	8,333	12,500	12,500
7307	Custodial	4,619	650	26,816	22,505	28,667	43,000	43,000
7310	Traffic Signals	-	-	-	24	667	1,000	1,000
7312	Landscape Maintenance	-	-	13,862	16,721	9,778	22,000	22,000
7319	Tree Trimming	-	-	-	8,372	42,667	64,000	64,000
7320	Elm Tree Fungicide	-	-	129,668	139,895	160,680	150,000	165,518
7399	Misc. Contractual Services	762	2,426	16,975	27,118	29,133	43,700	43,700
	Total	14,361	87,257	355,279	420,660	450,753	564,696	584,718

VILLAGE OF HINSDALE
FY 2014-15 BUDGET
CORPORATE FUND
PUBLIC SERVICES - 2200

Account Number	Expense Description	Actual This Month		Actual Fiscal Year		Y-T-D Estimated Budget	FY 2015 Estimated Actuals	Annual Budget
		Prior Year	Current Year	Prior Year	Current Year			
	Purchased Services							
7401	Postage	218	80	1,074	850	667	1,000	1,000
7402	Utilities	15,324	14,870	73,029	75,281	96,250	130,000	144,375
7403	Telephone	1,533	2,439	11,254	12,079	10,667	16,000	16,000
7404	Teletypes/Pagers	-	-	-	-	-	-	-
7405	Dumping	8,791	5,988	20,431	16,963	15,333	23,000	23,000
7406	Citizen Information	-	-	-	-	-	-	-
7409	Equipment Rental	-	-	560	3,200	500	4,000	750
7410	Leaf Program	-	-	-	-	-	-	-
7411	Holiday Decorating	36	7,926	7,792	8,288	5,333	8,000	8,000
7499	Miscellaneous Services	24	-	72	24	50	75	75
	Total	25,925	31,304	114,213	116,685	128,800	182,075	193,200
	Materials and Supplies							
7501	Office Supplies	189	221	1,332	2,134	800	1,200	1,200
7502	Publications	-	-	-	-	-	-	-
7503	Gasoline and Oil	5,125	1,129	26,164	18,628	26,000	39,000	39,000
7504	Uniforms	1,257	1,252	8,371	10,023	8,400	12,600	12,600
7505	Chemicals	34,212	23,248	41,884	24,576	50,333	75,500	75,500
7506	Motor Vehicle Supplies	116	-	1,142	396	1,000	1,500	1,500
7507	Building Supplies	-	-	2,911	819	3,200	4,800	4,800
7508	License Supplies	-	-	346	61	233	350	350
7509	Janitor Supplies	267	650	3,750	3,112	3,333	5,000	5,000
7510	Tools	466	1,294	4,948	3,440	3,867	5,800	5,800
7515	Camera Supplies	-	-	-	-	200	300	300
7518	Laboratory Supplies	-	-	169	-	333	500	500
7519	Trees	-	14,374	47,671	55,935	30,000	60,000	65,575
7520	Computer Supplies	-	650	441	650	433	650	650
7530	Medical Supplies	266	112	864	437	483	725	725
7599	Other Supplies	2,443	428	9,472	4,084	5,867	8,800	8,800
	Total	44,340	43,359	149,464	124,295	134,483	216,725	222,300

VILLAGE OF HINSDALE
FY 2014-15 BUDGET
CORPORATE FUND
PUBLIC SERVICES - 2200

Account Number	Expense Description	Actual This Month		Actual Fiscal Year		Y-T-D Estimated Budget	FY 2015 Estimated Actuals	Annual Budget
		Prior Year	Current Year	Prior Year	Current Year			
	Repairs and Maintenance							
7601	Buildings	11,303	2,059	33,266	32,611	11,867	35,000	17,800
7602	Office Equipment	-	-	413	90	267	400	400
7603	Motor Vehicles	3,458	6,382	20,492	61,553	21,367	55,000	32,050
7604	Radios	403	-	453	9,487	1,867	2,800	2,800
7605	Grounds	-	-	782	1,550	1,000	1,500	1,500
7615	Streets and Alleys	-	553	46,609	29,885	35,933	40,000	53,900
7618	General Equipment	603	81	673	1,391	833	1,250	1,250
7619	Traffic and Street Lights	1,331	981	4,024	1,778	4,667	7,000	7,000
7622	Traffic and Street Signs	327	1,706	9,671	12,218	7,867	11,800	11,800
7699	Miscellaneous Repairs	-	1	1,195	1,313	533	800	800
	Total	17,425	11,761	117,580	151,875	86,200	155,550	129,300
	Other Expenses							
7701	Conferences/Staff Dev.	-	-	75	370	900	1,350	1,350
7702	Dues and Subscriptions	189	100	1,664	885	1,333	2,000	2,000
7719	HSD Charges	210	86	1,545	1,280	333	500	500
7735	Educational Training	-	2,284	662	2,434	1,967	2,950	2,950
7736	Personnel	306	-	1,529	1,734	1,200	1,800	1,800
	Total	705	2,470	5,474	6,703	5,733	8,600	8,600
	Risk Management Costs							
7810	IRMA Premiums	26,596	24,075	26,596	24,075	36,158	25,119	36,158
7812	Self Insured Liability	957	68	29,776	10,241	13,333	20,000	20,000
	Total	27,553	24,143	56,372	34,316	49,491	45,119	56,158
		-						
	Total Operating Expenses	236,194	295,228	1,578,507	1,723,540	1,694,915	2,582,823	2,520,770

VILLAGE OF HINSDALE
FY 2014-15 BUDGET
CORPORATE FUND
PUBLIC SERVICES - 2200

Account Number	Expense Description	Actual This Month		Actual Fiscal Year		Y-T-D Estimated Budget	FY 2015 Estimated Actuals	Annual Budget
		Prior Year	Current Year	Prior Year	Current Year			
	Capital Outlay							
7902	Motor Vehicles	32,235	-	32,235	549			
7909	Buildings	-	6,050	208,930	70,641	223,667	244,300	335,500
7918	General Equipment	10,695	41,314	79,796	76,343	262,333	262,700	393,500
	Total	42,930	47,364	320,961	147,533	486,000	507,000	729,000
	Total Expenses	279,124	342,592	1,899,469	1,871,073	2,180,915	3,089,823	3,249,771

VILLAGE OF HINSDALE
FY 2014-15 BUDGET
CORPORATE FUND
COMMUNITY DEVELOPMENT - 2400

Account Number	Expense Description	Actual This Month		Actual Fiscal Year		Y-T-D Estimated Budget	FY 2015 Estimated Actuals	Annual Budget
		Prior Year	Current Year	Prior Year	Current Year			
	Personal Services							
7001	Salaries & Wages	48,812	41,355	396,062	405,676	406,304	613,162	652,093
7002	Overtime	-	123	508	5,826	1,558	8,000	2,500
7003	Temporary	3,716	9,215	34,781	85,706	98,914	129,695	158,751
7005	Longevity Pay	-	-	1,400	600	1,400	600	1,400
7099	Water Fund Cost Allocation	(11,480)	(11,709)	(91,837)	(93,674)	(93,674)	(140,511)	(140,511)
7101	Social Security	2,646	2,457	25,489	28,596	30,748	43,838	49,348
7102	IMRF Pension	7,625	7,039	62,376	66,691	68,008	91,887	109,149
7105	Medicare	737	719	6,080	6,836	7,325	10,546	11,756
7111	Health Insurance	6,178	3,886	49,612	59,957	57,440	89,729	86,160
7113	IPBC Surplus	-	-	-	-	-	-	-
	Total	58,236	53,084	484,470	566,213	578,023	846,946	930,646
	Professional Services							
7202	Engineering	-	-	121	-	-	6,000	1,000
7299	Other Professional Services	-	226	5,201	3,726	7,667	10,000	11,500
	Total	-	226	5,322	3,726	7,667	16,000	12,500
	Contractual Services							
7309	Data Processing	-	-	8,643	8,640	9,000	8,640	9,000
7311	Inspectors	-	3,150	3,190	9,296	15,667	15,000	23,500
7312	Landscape Maintenance	-	-	-	-	-	-	-
7313	Third Party Review	23,467	8,160	127,256	95,332	33,333	100,000	50,000
	Total	23,467	11,310	139,089	113,268	58,000	123,640	82,500

VILLAGE OF HINSDALE
FY 2014-15 BUDGET
CORPORATE FUND
COMMUNITY DEVELOPMENT - 2400

Account Number	Expense Description	Actual This Month		Actual Fiscal Year		Y-T-D Estimated Budget	FY 2015 Estimated Actuals	Annual Budget
		Prior Year	Current Year	Prior Year	Current Year			
	Purchased Services							
7401	Postage	736	402	3,609	2,995	2,667	4,000	4,000
7402	Utilities	-	-	-	-	-	-	-
7403	Telephone	664	851	6,174	4,888	5,667	8,500	8,500
7419	Printing and Publications	-	-	-	-	1,000	1,500	1,500
7499	Miscellaneous Services	972	6,318	2,577	7,700	4,500	6,750	6,750
	Total	2,372	7,571	12,360	15,583	13,833	20,750	20,750
	Materials and Supplies							
7501	Office Supplies	-	253	2,659	4,460	3,333	5,000	5,000
7502	Publications	10	205	10	712	667	1,000	1,000
7503	Gasoline and Oil	107	-	877	779	1,000	1,500	1,500
7504	Uniforms	-	254	189	779	500	750	750
7510	Tools	123	-	233	244	667	1,000	1,000
7515	Camera Supplies	-	-	-	-	167	250	250
7518	Laboratory Supplies	-		-	-	-	-	-
7520	Computer Equip Supplies	-	160	3,274	3,135	933	1,400	1,400
7539	Software Purchases	258	2,720	258	2,963	1,667	2,500	2,500
7599	Other Supplies	-	-	80	73	167	250	250
	Total	498	3,592	7,580	13,145	9,100	13,650	13,650
	Repairs and Maintenance							
7601	Buildings	-	-	-	43	-	-	-
7602	Office Equipment	235	-	1,392	3,698	3,167	4,750	4,750
7603	Motor Vehicles	79	54	455	1,796	667	1,000	1,000
7604	Radios	-		-	-	-	-	-
	Total	314	54	1,848	5,538	3,833	5,750	5,750
	Other Expenses							
7701	Conferences/Staff Dev.	-	128	278	168	500	750	750
7702	Dues and Subscriptions	200	152	2,752	3,099	2,067	3,100	3,100
7735	Educational Training	-	-	1,419	263	3,000	3,500	4,500
7736	Personnel	-	6	12	608	33	50	50
7737	Mileage Reimbursement	-	34	79	119	67	100	100

VILLAGE OF HINSDALE
FY 2014-15 BUDGET
CORPORATE FUND
COMMUNITY DEVELOPMENT - 2400

Account Number	Expense Description	Actual This Month		Actual Fiscal Year		Y-T-D Estimated Budget	FY 2015 Estimated Actuals	Annual Budget
		Prior Year	Current Year	Prior Year	Current Year			
	Total	200	319	4,540	4,256	5,667	7,500	8,500
	Risk Management Costs							
7810	IRMA Premiums	9,557	8,949	9,557	8,949	13,441	9,337	13,441
7812	Self Insured Liability	-	-	-	-	1,667	-	2,500
	Total	9,557	8,949	9,557	8,949	15,108	9,337	15,941
	Total Operating Expenses	94,644	85,106	664,765	730,678	691,230	1,043,573	1,090,237
	Capital Outlay							
7901	Office Equipment	-	-	-	-	-	-	-
7902	Motor Vehicles		-		-	-	-	-
7906	Streets & Sidewalk		-		-	-	-	-
7909	Buildings		-		-	-	-	-
7918	General Equipment		-		-	-	-	-
	Total	-	-	-	-	-	-	-
	Total Expenses	94,644	85,106	664,765	730,678	691,230	1,043,573	1,090,237

VILLAGE OF HINSDALE
FY 2014-15 BUDGET
CORPORATE FUND
PARKS AND RECREATION - 3000

Account Number	Expense Description	Actual This Month		Actual Fiscal Year		Y-T-D Estimated Budget	FY 2015 Estimated Actuals	Annual Budget
		Prior Year	Current Year	Prior Year	Current Year			
	Personal Services							
7001	Salaries & Wages	33,737	34,827	273,809	278,703	283,557	451,953	455,091
7002	Overtime	228	12	11,901	10,018	6,106	11,332	9,800
7003	Temporary	5,402	9,179	219,143	252,673	226,211	271,213	256,600
7005	Longevity Pay	-	-	1,200	1,300	1,300	1,300	1,300
7099	Water Fund Cost Allocation	(1,449)	(1,478)	(11,591)	(11,823)	(11,823)	(17,734)	(17,734)
7101	Social Security	2,668	2,714	31,272	33,029	28,293	45,119	44,758
7102	IMRF Pension	6,005	5,318	45,655	43,399	44,162	67,856	70,877
7105	Medicare	624	635	7,314	7,725	6,617	10,551	10,468
7111	Health Insurance	3,939	6,562	34,535	48,526	40,497	74,767	60,746
7112	Unemployment Compensation	-	576	-	576	-	-	-
7113	IPBC Surplus	-	-	-	-	-	-	-
	Total	51,155	58,344	613,239	664,126	624,921	916,357	891,906
	Contractual Services							
7306	Buildings and Grounds	1,060	813	22,232	32,118	16,067	29,100	24,100
7307	Custodial	2,111	3,068	19,801	15,669	16,327	25,700	25,700
7309	Data Processing	480	-	26,728	23,066	18,905	29,375	25,405
7312	Landscaping	-	7,463	85,484	120,978	92,667	130,000	106,500
7314	Recreation Programming	43,076	46,436	203,220	202,903	214,177	187,727	239,500
7399	Misc. Contractual Services	225	1,618	9,510	17,258	14,867	16,154	22,300
	Total	46,952	59,398	366,974	411,993	373,008	418,056	443,505

VILLAGE OF HINSDALE
FY 2014-15 BUDGET
CORPORATE FUND
PARKS AND RECREATION - 3000

Account Number	Expense Description	Actual This Month		Actual Fiscal Year		Y-T-D Estimated Budget	FY 2015 Estimated Actuals	Annual Budget
		Prior Year	Current Year	Prior Year	Current Year			
	Purchased Services							
7401	Postage	653	241	3,247	2,551	2,200	3,300	3,300
7402	Utilities	8,433	12,678	59,843	61,351	58,633	87,950	87,950
7403	Telephone	1,451	2,407	11,544	10,703	11,800	17,700	17,700
7406	Citizen Information	5,902	4,751	16,259	11,941	15,867	23,800	23,800
7409	Equipment Rental	200	-	3,995	2,962	3,000	4,500	4,500
7419	Printing & Publications	-	130	8,660	11,206	13,667	20,500	20,500
	Total	16,638	20,207	103,548	100,714	105,167	157,750	157,750
	Materials & Supplies							
7501	Office Supplies	-	453	3,552	4,958	4,700	6,715	7,050
7503	Gasoline & Oil	1,502	658	9,470	8,298	10,667	16,000	16,000
7504	Uniforms	165	355	6,547	7,206	6,850	7,497	8,150
7505	Chemicals	23	59	10,005	12,718	11,500	12,635	11,500
7507	Building Supplies	229	-	1,005	3,036	2,733	4,100	4,100
7508	License Supplies	725	350	725	724	1,433	1,600	2,150
7509	Janitor Supplies	-	328	4,135	5,295	3,467	7,302	7,300
7510	Tools	135	76	810	830	933	1,400	1,400
7511	KLM Event Supplies	391	55	1,930	1,475	2,333	3,500	3,500
7517	Recreation Supplies	999	478	38,687	34,387	34,800	41,828	52,200
7520	Computer Equipment	-	-	1,311	1,946	600	2,433	900
7530	Medical Supplies	-	-	353	381	500	500	500
7537	Safety Supplies	-	-	930	166	1,200	166	1,200
7599	Other Supplies	-	-	203	59	300	300	300
	Total	4,169	2,812	79,665	81,480	82,017	105,976	116,250

VILLAGE OF HINSDALE
FY 2014-15 BUDGET
CORPORATE FUND
PARKS AND RECREATION - 3000

Account Number	Expense Description	Actual This Month		Actual Fiscal Year		Y-T-D Estimated Budget	FY 2015 Estimated Actuals	Annual Budget
		Prior Year	Current Year	Prior Year	Current Year			
	Repairs & Maintenance							
7601	Buildings	1,791	9,012	32,047	47,172	29,333	58,500	44,000
7602	Office Equipment	235	-	1,484	1,784	2,100	3,150	3,150
7603	Motor Vehicles	520	1,202	1,869	3,744	2,333	3,500	3,500
7604	Radios	-	-	-	-	333	500	500
7605	Grounds	92	275	12,976	14,935	20,000	30,000	30,000
7617	Parks-Playground Equipment	6	-	183	328	2,333	3,500	3,500
7618	General Equipment	-	275	8,238	12,509	7,667	13,692	11,500
7699	Miscellaneous Repairs	-	-	-	-	333	500	500
	Total	2,644	10,764	56,796	80,473	64,433	113,342	96,650
	Other Expenses							
7701	Conferences/Staff Dev.	149	18	929	2,670	1,600	3,800	2,400
7702	Dues & Subscriptions	684	908	2,198	1,622	1,433	2,150	2,150
7703	Employee Relations	-	-	-	-	-	-	-
7708	Park/Rec Commission	-	-	-	-	200	300	300
7719	HSD Charges	-	-	-	-	2,333	3,500	3,500
7735	Educational Training	-	-	208	260	667	1,000	1,000
7736	Personnel	128	-	128	36	-	-	-
7737	Mileage Reimbursement	135	-	239	230	400	600	600
7795	Bank and Bond Fee	566	341	7,235	8,497	7,200	10,800	10,800
	Total	1,661	1,267	10,936	13,315	13,833	22,150	20,750

VILLAGE OF HINSDALE
FY 2014-15 BUDGET
CORPORATE FUND
PARKS AND RECREATION - 3000

Account Number	Expense Description	Actual This Month		Actual Fiscal Year		Y-T-D Estimated Budget	FY 2015 Estimated Actuals	Annual Budget
		Prior Year	Current Year	Prior Year	Current Year			
	Risk Management Costs							
7810	IRMA Premiums	21,725	18,530	21,725	18,530	27,830	19,334	27,830
7812	Self Insured Liability	-	-	-	1,813	3,333	2,500	5,000
	Total	21,725	18,530	21,725	20,343	31,163	21,834	32,830
	Total Operating Expenses	144,943	171,321	1,252,884	1,372,444	1,294,542	1,755,465	1,759,641
	Capital Outlay							
7902	Motor Vehicles	-	29,489	-	29,510	47,250	80,610	81,000
7903	Park/Playground Equipment	-	16,882	-	107,536	87,500	150,000	150,000
7908	Lands/Grounds	-	-	174,412	34,188	78,667	97,800	132,000
7909	Buildings	-	-	69,815	13,749	39,167	13,750	65,000
7918	General Equipment	39,858	-	66,410	14,078	8,000	14,078	12,000
	Total	39,858	46,371	310,637	199,061	260,583	356,238	440,000
	Total Expenses	184,801	217,692	1,563,520	1,571,506	1,555,126	2,111,703	2,199,641

VILLAGE OF HINSDALE
FY 2014-15 BUDGET
WATER AND SEWER FUND
WATER AND SEWER O & M - 6100

Account Number	Expense Description	Actual This Month		Actual Fiscal Year		Y-T-D Estimated Budget	FY 2015 Estimated Actuals	Annual Budget
		Prior Year	Current Year	Prior Year	Current Year			
	Property Taxes							
5001	Property Taxes	-	-	5,211	5,209	5,155	5,155	5,155
		23,921	-	1,499,490	5,209	5,155	5,155	5,155
	Service Fees							
5801	Water Sales	491,789	459,515	5,036,456	4,567,503	5,615,608	6,800,000	7,900,000
5802	Sewer Usage Fee	63,773	55,836	538,033	478,873	601,831	720,000	837,000
5803	Broken Meter Surcharge	16	8	255	225	-	-	-
5809	Lost Customer Discount	4,962	3,351	29,702	33,686	31,272	50,000	46,500
	Total	560,540	518,710	5,604,446	5,080,287	6,248,711	7,570,000	8,783,500
	Other Income							
6221	Interest on Investments	(14)	(107)	40	274	67	800	800
6403	IPBC Surplus	-	-	11,612	2,801	-	-	-
6596	Reimbursed Activity	-	-	600	100	-	-	-
6599	Miscellaneous Income	-	-	700	700	292	3,500	3,500
	Total	(14)	(107)	12,952	3,875	358	4,300	4,300
	Total Operating Revenues	560,526	518,603	5,622,610	5,089,371	6,254,224	7,579,455	8,792,955

VILLAGE OF HINSDALE
FY 2014-15 BUDGET
WATER AND SEWER FUND
WATER AND SEWER O & M - 6100

Account Number	Expense Description	Actual This Month		Actual Fiscal Year		Y-T-D Estimated Budget	FY 2015 Estimated Actuals	Annual Budget
		Prior Year	Current Year	Prior Year	Current Year			
	Personal Services							
7001	Salaries & Wages	31,163	32,600	296,668	261,170	262,246	412,371	420,889
7002	Overtime	12,613	6,906	59,092	51,196	56,077	85,000	90,000
7003	Temporary Help	-	1,044	-	3,663	18,069	10,000	29,000
7005	Longevity Pay	-	-	600	600	-	600	600
7099	Water Fund Cost Allocation	86,053	88,382	688,422	702,763	438,844	1,053,225	1,053,225
7101	Social Security	2,586	2,284	17,941	18,030	20,879	30,265	33,510
7102	IMRF Pension	6,351	5,352	45,971	41,977	48,191	66,533	77,344
7105	Medicare	605	534	4,223	4,217	4,883	7,078	7,837
7111	Health Insurance	5,687	6,872	50,844	48,701	47,567	70,327	71,350
7112	Unemployment Compensation	-	-	-	-	-	-	-
	Total	145,058	143,973	1,163,760	1,132,318	896,756	1,735,399	1,783,755
	Professional Services							
7201	Legal Services	-	-	-	-	1,667	-	2,500
7202	Engineering	1,091	-	6,034	4,809	6,667	10,000	10,000
7299	Other Professional Services	5,656	-	11,656	766	4,667	7,000	7,000
	Total	6,747	-	17,690	5,574	13,000	17,000	19,500

VILLAGE OF HINSDALE
FY 2014-15 BUDGET
WATER AND SEWER FUND
WATER AND SEWER O & M - 6100

Account Number	Expense Description	Actual This Month		Actual Fiscal Year		Y-T-D Estimated Budget	FY 2015 Estimated Actuals	Annual Budget
		Prior Year	Current Year	Prior Year	Current Year			
	Contractual Services							
7306	Buildings and Grounds	40	40	953	1,545	1,000	2,000	1,500
7307	Custodial	280	94	2,240	3,388	2,112	6,480	3,168
7330	DWC Cost	265,022	235,590	2,411,867	2,179,405	2,753,333	3,445,645	4,130,000
7399	Misc. Contractual Services	-	1,097	58,177	47,821	73,333	110,000	110,000
	Total	265,342	236,821	2,473,238	2,232,158	2,829,779	3,564,125	4,244,668
	Purchased Services							
7401	Postage	1,104	1,107	8,653	9,132	10,000	15,000	15,000
7402	Utilities	4,434	10,117	17,364	29,098	42,667	55,000	64,000
7403	Telephone	1,697	2,888	11,598	14,078	15,333	23,000	23,000
7405	Dumping	990	3,060	7,140	20,700	13,333	25,000	20,000
7406	Citizen Information	-	-	2,017	3,148	2,100	2,100	2,100
7419	Printing and Publications	-	-	-	566	600	900	900
7499	Miscellaneous Services	3,303	583	10,768	7,551	14,667	18,000	22,000
	Total	11,528	17,755	57,541	84,273	98,700	139,000	147,000

VILLAGE OF HINSDALE
FY 2014-15 BUDGET
WATER AND SEWER FUND
WATER AND SEWER O & M - 6100

Account Number	Expense Description	Actual This Month		Actual Fiscal Year		Y-T-D Estimated Budget	FY 2015 Estimated Actuals	Annual Budget
		Prior Year	Current Year	Prior Year	Current Year			
	Materials and Supplies							
7501	Office Supplies	-	38	954	513	933	1,400	1,400
7503	Gasoline and Oil	1,466	743	10,792	7,946	11,000	16,500	16,500
7504	Uniforms	606	411	3,877	4,287	3,333	5,000	5,000
7505	Chemicals	3,689	-	3,689	5,374	4,000	6,000	6,000
7509	Janitor Supplies	267	6	289	76	333	500	500
7510	Tools	848	193	3,966	10,645	8,333	12,500	12,500
7515	Camera Supplies	-	-	-	-	-	-	-
7518	Laboratory Supplies	-	-	122	215	267	400	400
7520	Computer Equipment Supplies	-	376	-	806	800	1,200	1,200
7530	Medical Supplies	-	-	209	122	267	400	400
7599	Other Supplies	140	107	5,367	765	333	500	500
	Total	7,016	1,873	29,265	30,749	29,600	44,400	44,400
	Repairs and Maintenance							
7601	Buildings	(402)	3,079	2,386	5,813	6,667	10,000	10,000
7602	Office Equipment	-	-	212	-	200	300	300
7603	Motor Vehicles	33	499	4,116	3,917	3,333	5,000	5,000
7604	Radios	-	-	-	-	233	350	350
7605	Grounds	(1,983)	-	-	-	-	-	-
7608	Sewers	28,244	-	31,852	14,992	12,000	18,000	18,000
7609	Water Mains	5,961	3,546	59,602	96,449	85,000	85,000	71,500
7614	Catchbasins	-	3,292	2,510	5,454	8,000	12,000	12,000

VILLAGE OF HINSDALE
FY 2014-15 BUDGET
WATER AND SEWER FUND
WATER AND SEWER O & M - 6100

Account Number	Expense Description	Actual This Month		Actual Fiscal Year		Y-T-D Estimated Budget	FY 2015 Estimated Actuals	Annual Budget
		Prior Year	Current Year	Prior Year	Current Year			
7615	Streets & Alleys	-	-	-	-	-	-	-
7618	General Equipment	871	2,324	12,648	6,730	9,333	12,000	14,000
7699	Miscellaneous Repairs	(1,175)	-	1,732	247	1,667	2,500	2,500
	Total	31,548	12,739	115,058	133,603	126,433	145,150	133,650
	Other Expenses							
7701	Conferences/Staff Dev.	-	243	50	243	500	750	750
7702	Dues and Subscriptions	-	-	-	7,839	4,333	7,839	6,500
7713	Utility Tax	24,343	22,095	252,188	228,398	243,333	333,000	365,000
7719	HSD Charges	-	-	-	-	267	400	400
7735	Educational Training	-	225	119	2,874	667	1,000	1,000
7737	Mileage Reimbursement	-	-	414	-	-	-	-
7748	Loan Principal	-	-	85,848	163,027	163,027	173,438	173,438
7749	Interest Expense	-	-	54,446	76,949	76,949	45,161	45,161
	Total	24,343	22,563	393,065	480,280	489,076	561,588	592,249
	Risk Management Costs							
7810	IRMA Premiums	84,299	76,647	84,299	76,647	-	79,972	115,116
7812	Self Insured Liability	-	-	1,468	387	3,333	2,000	5,000
7899	Insurance-Others	-	-	-	-	-	-	-
	Total	84,299	76,647	85,767	77,034	3,333	81,972	120,116
	Total Operating Expenses	575,880	512,372	4,335,383	4,175,989	4,486,678	6,288,634	7,085,338

VILLAGE OF HINSDALE
FY 2014-15 BUDGET
WATER AND SEWER FUND
WATER AND SEWER O & M - 6100

Account Number	Expense Description	Actual This Month		Actual Fiscal Year		Y-T-D Estimated Budget	FY 2015 Estimated Actuals	Annual Budget
		Prior Year	Current Year	Prior Year	Current Year			
	Capital Outlay							
7902	Motor Vehicles	-	-	22,315	107	32,000	-	48,000
7909	Buildings	-	-	-	-	70,000	94,000	105,000
7910	Water Meters	-	2,154	26,550	124,603	1,200,000	1,000,000	1,800,000
7912	Fire Hydrants	-	-	-	-	-	-	-
7918	General Equipment	-	-	49,822	73,670	92,000	133,000	138,000
	Total	-	2,154	98,687	198,381	1,394,000	1,227,000	2,091,000
	Total Expenses	575,880	514,526	4,434,071	4,374,370	5,880,678	7,515,634	9,176,338

Village of Hinsdale
TREASURER'S FUND REPORT
RUN THRU PERIOD 8, 12/31/14, PERIOD IS OPEN

FUND 010000 GENERAL FUND

ACCT		ANNUAL BUDGET	REVENUE/EXPENSE THIS PERIOD	REVENUE/EXPENSE YEAR TO DATE	REMAINING BALANCE	% RECEIVED/ EXPENDED
P-ACCT 05000	PROPERTY TAXES					
05003	LIABILITY INSURANCE TAX	250,000.00-	3,462.79-	231,173.81-	18,826.19-	92.46
05005	POLICE PROTECTION TAX	1,677,921.00-	23,241.58-	1,551,668.41-	126,252.59-	92.47
05007	FIRE PROTECTION TAX	1,677,921.00-	23,241.58-	1,551,668.41-	126,252.59-	92.47
05011	AUDIT TAX	28,000.00-	387.84-	25,893.11-	2,106.89-	92.47
05017	IMRF PROPERTY TAX	524,000.00-	7,258.13-	484,559.88-	39,440.12-	92.47
05019	FICA PROPERTY TAX	339,600.00-	4,703.94-	314,042.56-	25,557.44-	92.47
05021	POLICE PENSION PROP TAX	704,861.00-	9,637.90-	648,185.08-	56,675.92-	91.95
05023	FIRE PENSION PROPERTY TAX	723,075.00-	9,866.57-	667,298.08-	55,776.92-	92.28
05025	HANDICAPPED REC PROGRAMS	70,250.00-	973.07-	64,964.56-	5,285.44-	92.47
05051	ROAD & BRIDGE TAX	376,290.00-	5,457.61-	362,033.99-	14,256.01-	96.21
TOTAL P-ACCT 05000		6,371,918.00-	88,231.01-	5,901,487.89-	470,430.11-	92.61
P-ACCT 05200	STATE DISTRIBUTIONS					
05251	STATE INCOME TAX	1,609,000.00-	80,848.46-	1,034,140.88-	574,859.12-	64.27
05252	STATE REPLACEMENT TAX	230,000.00-	10,037.61-	127,649.84-	102,350.16-	55.49
05253	SALES TAX	3,150,000.00-	246,115.45-	2,106,279.83-	1,043,720.17-	66.86
05255	R & B REPLACEMENT TAX	6,000.00-	330.88-	3,586.62-	2,413.38-	59.77
05271	STATE/LOCAL & FED GRANTS	30,000.00-	4,714.28-	23,620.90-	6,379.10-	78.73
05273	LOCAL FOOD BEVERAGE TAX	344,000.00-	36,668.04-	246,249.01-	97,750.99-	71.58
TOTAL P-ACCT 05200		5,369,000.00-	378,714.72-	3,541,527.08-	1,827,472.92-	65.96
P-ACCT 05300	UTILITY TAXES					
05351	UTILITY TAX - ELECTRIC	670,000.00-	44,172.13-	397,191.89-	272,808.11-	59.28
05352	UTILITY TAX - GAS	252,000.00-	19,855.23-	148,098.74-	103,901.26-	58.76
05353	UTILITY TAX - TELEPHONE	881,000.00-	69,812.80-	518,721.78-	362,278.22-	58.87
05354	UTILITY TAX - WATER	365,000.00-	22,095.47-	228,398.06-	136,601.94-	62.57
TOTAL P-ACCT 05300		2,168,000.00-	155,935.63-	1,292,410.47-	875,589.53-	59.61
P-ACCT 05400	LICENSES					
05401	VEHICLE LICENSES	290,000.00-	1,260.00-	43,737.50-	246,262.50-	15.08
05402	ANIMAL LICENSES	9,200.00-	50.00-	1,455.00-	7,745.00-	15.81
05403	BUSINESS LICENSES	49,000.00-	21,402.26-	23,841.76-	25,158.24-	48.65
05405	LIQUOR LICENSES	40,000.00-	14,875.00-	21,526.00-	18,474.00-	53.81
05407	CAB DRIVERS LICENSE	1,100.00-	125.00-	600.00-	500.00-	54.54
05408	CATERER'S LICENSES	16,800.00-		12,500.00-	4,300.00-	74.40
TOTAL P-ACCT 05400		406,100.00-	37,712.26-	103,660.26-	302,439.74-	25.52
P-ACCT 05600	PERMITS					
05601	ELECTRIC PERMITS	96,500.00-	12,800.00-	131,543.72-	35,043.72	136.31
05602	BUILDING PERMITS	1,000,000.00-	140,664.66-	1,393,911.51-	393,911.51	139.39
05603	PLUMBING PERMITS	190,000.00-	22,745.00-	215,947.00-	25,947.00	113.65
05605	STORM WATER PERMITS	52,000.00-	2,450.00-	28,900.00-	23,100.00-	55.57
05606	OVERWEIGHT PERMITS	8,750.00-	2,188.80-	9,221.30-	471.30	105.38

FUND 010000 GENERAL FUND

ACCT		ANNUAL BUDGET	REVENUE/EXPENSE THIS PERIOD	REVENUE/EXPENSE YEAR TO DATE	REMAINING BALANCE	% RECEIVED/ EXPENDED
05607	COOK COUNTY FOOD PERMITS	5,500.00-			5,500.00-	
TOTAL P-ACCT 05600		1,352,750.00-	180,848.46-	1,779,523.53-	426,773.53	131.54
P-ACCT 05800	SERVICE FEES					
05811	LIBRARY ACCOUNTING	25,500.00-	2,125.00-	17,000.00-	8,500.00-	66.66
05812	COPY SALES		165.00-	595.20-	595.20	
05821	GENERAL INTEREST	20,000.00-	668.00-	10,556.00-	9,444.00-	52.78
05822	ATHLETICS	130,400.00-	4,169.00-	106,399.54-	24,000.46-	81.59
05823	CULTURAL ARTS	7,000.00-	1,863.00-	10,687.00-	3,687.00	152.67
05824	EARLY CHILDHOOD	47,000.00-	1,394.00-	34,064.00-	12,936.00-	72.47
05825	FITNESS	33,000.00-	2,417.00-	25,758.50-	7,241.50-	78.05
05826	PADDLE TENNIS	50,000.00-	1,205.00-	41,924.00-	8,076.00-	83.84
05827	SPECIAL EVENTS	21,000.00-	1,165.00-	15,428.00-	5,572.00-	73.46
05829	PICNIC	10,500.00-		8,765.00-	1,735.00-	83.47
05831	POOL RESIDENT FEES	160,000.00-		130,572.24-	29,427.76-	81.60
05832	NON-RESIDENT FEES	12,000.00-		9,118.58-	2,881.42-	75.98
05833	POOL DAILY FEES	65,000.00-		47,747.00-	17,253.00-	73.45
05834	POOL 10-VISIT PASSES	22,100.00-		24,122.85-	2,022.85	109.15
05835	POOL CONCESSION	8,000.00-		8,000.00-		100.00
05836	POOL CLASS REG-RESIDENT	26,500.00-		25,231.74-	1,268.26-	95.21
05837	POOL CLASS REG-NON RES	5,200.00-		4,021.78-	1,178.22-	77.34
05838	POOL CLASS PRIVATE LESSON	8,000.00-		8,295.00-	295.00	103.68
05839	MISC POOL REVENUE	26,000.00-		23,111.50-	2,888.50-	88.89
05840	TOWN TEAM	24,500.00-		17,286.77-	7,213.23-	70.55
05841	DOWNTOWN METER	219,500.00-	18,993.79-	141,838.58-	77,661.42-	64.61
05842	COMMUTER METER	99,000.00-	9,724.25-	68,766.19-	30,233.81-	69.46
05843	COMMUTER PERMITS	250,000.00-	79,078.00-	222,742.67-	27,257.33-	89.09
05844	MERCHANT PERMITS	142,500.00-	47,994.00-	117,353.00-	25,147.00-	82.35
05854	LINCOLN LOT		60.00-	60.00-	60.00	
05856	WASHINGTON LOT		720.00-	720.00-	720.00	
05864	WASHINGTON STREET		1,080.00-	1,080.00-	1,080.00	
05867	3 DAY PERMITS			5.00-	5.00	
05868	HANDICAPPED PERMITS	125.00-	10.00-	40.00-	85.00-	32.00
05901	TRAIN STATION RENTAL	85,391.00-		19,149.99-	66,241.01-	22.42
05902	CELL TOWER LEASES	93,500.00-	10,188.02-	72,621.91-	20,878.09-	77.67
05938	KLM LODGE RENTALS	160,000.00-	17,290.00-	149,963.00-	10,037.00-	93.72
05939	FIELD USE FEES	38,000.00-	869.83-	37,570.08-	429.92-	98.86
05962	AMBULANCE SERVICE	332,500.00-	16,206.72-	235,243.06-	97,256.94-	70.74
05963	TRANSCRIPTION/ZONING DEP	50,000.00-	2,650.00-	38,500.00-	11,500.00-	77.00
05964	POLICE/FIRE REPORTS	3,200.00-		1,962.00-	1,238.00-	61.31
05972	FIRE SVC FEE-NON RESIDENT	535.00-		828.44-	293.44	154.84
05973	FALSE ALARM FEES	17,000.00-	400.00-	6,275.00-	10,725.00-	36.91
05974	ANNUAL ALARM FEE	42,000.00-	24,960.00-	25,620.00-	16,380.00-	61.00
05975	ALARM REINSPECTION FEES	35,000.00-		13,425.00-	21,575.00-	38.35
TOTAL P-ACCT 05800		2,269,951.00-	245,395.61-	1,722,448.62-	547,502.38-	75.88
P-ACCT 06000	FINES					

Village of Hinsdale
TREASURER'S FUND REPORT
RUN THRU PERIOD 8, 12/31/14, PERIOD IS OPEN

FUND 010000 GENERAL FUND

ACCT		ANNUAL BUDGET	REVENUE/EXPENSE THIS PERIOD	REVENUE/EXPENSE YEAR TO DATE	REMAINING BALANCE	% RECEIVED/ EXPENDED
06001	COURT FINES	140,000.00-	8,064.83-	77,447.51-	62,552.49-	55.31
06002	METER FINES	65,000.00-	5,245.45-	37,843.12-	27,156.88-	58.22
06003	VEHICLE ORDINANCE FINES	42,000.00-	4,352.17-	31,501.19-	10,498.81-	75.00
06004	ANIMAL ORDINANCE FINES	3,000.00-	185.00-	1,445.00-	1,555.00-	48.16
06005	PARKING ORDINANCE FINES	105,000.00-	11,548.46-	60,407.86-	44,592.14-	57.53
06006	OTHER ORDINANCE FINES	200.00-	2,500.00-	2,500.00-	2,300.00	1,250.00
06007	IMPOUND FEES	32,000.00-	1,000.00-	22,500.00-	9,500.00-	70.31
TOTAL P-ACCT 06000		387,200.00-	32,895.91-	233,644.68-	153,555.32-	60.34
P-ACCT 06200	OTHER INCOME					
06219	INTEREST ON PROPERTY TAX	150.00-	.44-	117.04-	32.96-	78.02
06221	INTEREST ON INVESTMENTS	15,000.00-	3,076.93	9,035.68-	5,964.32-	60.23
06225	FRANCHISE FEE-CABLE TV	265,200.00-		136,978.67-	128,221.33-	51.65
06235	CODES		5.00-	100.00-	100.00	
06239	PRE PLAN REVIEWS	1,500.00-		200.00-	1,300.00-	13.33
06250	RENTAL INCOME		1,227.00-	10,816.00-	10,816.00	
06311	DONATIONS	6,000.00-	530.00-	6,295.00-	295.00	104.91
06403	IPBC SURPLUS			48,945.90-	48,945.90	
06453	SALE OF PROPERTY PROCEEDS	30,000.00-		67,850.00-	37,850.00	226.16
06596	REIMBURSED ACTIVITY	429,700.00-	15,612.50-	241,950.50-	187,749.50-	56.30
06599	MISCELLANEOUS INCOME	27,300.00-	1,099.09-	28,661.84-	1,361.84	104.98
TOTAL P-ACCT 06200		774,850.00-	15,397.10-	550,950.63-	223,899.37-	71.10
	TOTAL REVENUE	19,099,769.00-	1,135,130.70-	15,125,653.16-	3,974,115.84-	79.19
P-ACCT 07000	PERSONAL SERVICES					
07001	SALARIES & WAGES	7,658,886.00	559,554.49	4,706,176.00	2,952,710.00	61.44
07002	OVERTIME	432,300.00	45,758.68	290,569.79	141,730.21	67.21
07003	TEMPORARY HELP	905,642.00	52,091.85	647,210.39	258,431.61	71.46
07005	LONGEVITY PAY	33,100.00		30,200.00	2,900.00	91.23
07008	REIMBURSABLE OVERTIME	50,000.00	2,232.66	30,736.19	19,263.81	61.47
07009	EXTRA DETAIL-GRANT		3,118.80	22,708.29	22,708.29-	
07099	WATER FUND COST ALLOC.	1,053,225.00-	87,768.74-	702,149.92-	351,075.08-	66.66
07101	SOCIAL SECURITY	253,882.00	14,420.75	155,179.65	98,702.35	61.12
07102	IMRF	521,332.00	35,611.07	315,581.89	205,750.11	60.53
07105	MEDICARE	123,244.00	8,872.46	76,600.24	46,643.76	62.15
07106	POLICE PENSION	704,861.00	9,637.90	648,185.08	56,675.92	91.95
07107	FIREFIGHTERS' PENSION	723,075.00	9,866.57	667,298.08	55,776.92	92.28
07111	EMPLOYEE INSURANCE	1,246,918.00	101,955.11	853,404.26	393,513.74	68.44
07112	UNEMPLOYMENT COMPENSATION		576.00	1,737.00	1,737.00-	
TOTAL P-ACCT 07000		11,600,015.00	755,927.60	7,743,436.94	3,856,578.06	66.75
P-ACCT 07200	PROFESSIONAL SERVICES					
07201	LEGAL EXPENSES	200,000.00	21,385.67	195,755.70	4,244.30	97.87
07202	ENGINEERING	1,000.00			1,000.00	
07204	AUDITING	25,000.00		24,401.00	599.00	97.60

Village of Hinsdale
TREASURER'S FUND REPORT
RUN THRU PERIOD 8, 12/31/14, PERIOD IS OPEN

FUND 010000 GENERAL FUND

ACCT		ANNUAL BUDGET	REVENUE/EXPENSE THIS PERIOD	REVENUE/EXPENSE YEAR TO DATE	REMAINING BALANCE	% RECEIVED/ EXPENDED
07299	MISC PROFESSIONAL SERVICE	31,565.00	17,407.80	35,778.73	4,213.73-	113.34
TOTAL P-ACCT 07200		257,565.00	38,793.47	255,935.43	1,629.57	99.36
P-ACCT 07300	CONTRACTUAL SERVICES					
07301	STREET SWEEPING	40,000.00	9,443.28	34,641.14	5,358.86	86.60
07303	MOSQUITO ABATEMENT	60,000.00		55,496.00	4,504.00	92.49
07304	TREE REMOVALS	133,000.00	73,444.00	108,966.00	24,034.00	81.92
07306	BUILDINGS & GROUNDS	37,950.00	2,186.69	40,104.57	2,154.57-	105.67
07307	CUSTODIAL	86,200.00	3,995.94	48,494.84	37,705.16	56.25
07308	DISPATCH SERVICES	398,682.00	32,433.98	286,289.82	112,392.18	71.80
07309	DATA PROCESSING	129,415.00		89,841.26	39,573.74	69.42
07310	TRAFFIC SIGNALS	1,000.00		24.00	976.00	2.40
07311	INSPECTORS	23,500.00	3,150.00	9,296.00	14,204.00	39.55
07312	LANDSCAPING	128,500.00	7,463.00	137,699.11	9,199.11-	107.15
07313	THIRD PARTY REVIEW	50,000.00	8,159.50	95,332.37	45,332.37-	190.66
07314	RECREATION PROGRAMS	239,500.00	46,435.68	202,902.98	36,597.02	84.71
07319	TREE TRIMMING	64,000.00		8,372.00	55,628.00	13.08
07320	ELM TREE FUNGICIDE PROG	165,518.00		139,895.25	25,622.75	84.51
07399	MISCELLANEOUS CONTR SVCS	165,641.00	8,305.44	108,099.21	57,541.79	65.26
TOTAL P-ACCT 07300		1,722,906.00	195,017.51	1,365,454.55	357,451.45	79.25
P-ACCT 07400	OTHER SERVICES					
07401	POSTAGE	29,450.00	2,199.00	18,120.46	11,329.54	61.52
07402	UTILITIES	251,575.00	30,408.40	144,868.18	106,706.82	57.58
07403	TELECOMMUNICATIONS	101,700.00	10,629.80	57,900.28	43,799.72	56.93
07405	DUMPING	23,000.00	5,987.85	16,962.61	6,037.39	73.75
07406	CITIZEN INFORMATION	23,800.00	4,750.75	11,940.78	11,859.22	50.17
07409	EQUIPMENT RENTAL	5,250.00		6,161.64	911.64-	117.36
07411	HOLIDAY DECORATING	8,000.00	7,925.68	8,287.68	287.68-	103.59
07414	LEGAL PUBLICATIONS	7,000.00	217.60	8,182.05	1,182.05-	116.88
07415	EMPLOYMENT ADVERTISEMENTS	2,500.00	1,409.96	4,435.91	1,935.91-	177.43
07419	PRINTING & PUBLICATIONS	40,000.00	1,155.28	24,148.37	15,851.63	60.37
07499	MISCELLANEOUS SERVICES	11,625.00	6,423.15	10,986.00	639.00	94.50
TOTAL P-ACCT 07400		503,900.00	71,107.47	311,993.96	191,906.04	61.91
P-ACCT 07500	MATERIALS & SUPPLIES					
07501	OFFICE SUPPLIES	36,910.00	3,453.25	30,314.40	6,595.60	82.13
07502	PUBLICATIONS	1,000.00	205.40	712.39	287.61	71.23
07503	GASOLINE & OIL	139,600.00	6,625.32	77,231.33	62,368.67	55.32
07504	UNIFORMS	60,925.00	5,181.45	42,891.06	18,033.94	70.39
07505	CHEMICALS	87,000.00	23,307.11	37,293.97	49,706.03	42.86
07506	MOTOR VEHICLE SUPPLIES	1,750.00		449.58	1,300.42	25.69
07507	BUILDING SUPPLIES	15,300.00	601.96	7,558.82	7,741.18	49.40
07508	LICENSES & PERMITS	6,950.00	485.00	1,507.02	5,442.98	21.68
07509	JANITOR SUPPLIES	16,800.00	1,304.48	9,919.32	6,880.68	59.04
07510	TOOLS	13,200.00	1,369.63	9,218.96	3,981.04	69.84

FUND 010000 GENERAL FUND

ACCT		ANNUAL BUDGET	REVENUE/EXPENSE THIS PERIOD	REVENUE/EXPENSE YEAR TO DATE	REMAINING BALANCE	% RECEIVED/ EXPENDED
07511	KLM EVENT SUPPLIES	3,500.00	55.14	1,474.53	2,025.47	42.12
07514	RANGE SUPPLIES	10,300.00	310.00	1,037.90	9,262.10	10.07
07515	CAMERA SUPPLIES	1,250.00		245.72	1,004.28	19.65
07517	RECREATION SUPPLIES	52,200.00	477.65	34,386.59	17,813.41	65.87
07518	LABORATORY SUPPLIES	500.00			500.00	
07519	TREES	65,575.00	14,374.00	55,935.25	9,639.75	85.29
07520	COMPUTER EQUIP SUPPLIES	16,100.00	1,164.62	13,789.76	2,310.24	85.65
07525	EMERGENCY MANAGEMENT	1,250.00			1,250.00	
07530	MEDICAL SUPPLIES	9,375.00	824.26	5,166.42	4,208.58	55.10
07531	FIRE PREVENTION	2,000.00		1,843.84	156.16	92.19
07532	OXYGEN & AIR SUPPLIES	875.00	7.75	354.24	520.76	40.48
07533	HAZMAT SUPPLIES	3,350.00	1,127.60	3,028.60	321.40	90.40
07534	FIRE SUPPRESSION SUPPLIES	3,000.00		2,426.16	573.84	80.87
07535	FIRE INSPECTION SUPPLIES	225.00	73.00	73.00	152.00	32.44
07536	INFECTION CONTROL SUPPLY	1,500.00		275.55	1,224.45	18.37
07537	SAFETY SUPPLIES	1,700.00		384.42	1,315.58	22.61
07539	SOFTWARE PURCHASES	14,250.00	2,719.80	6,669.30	7,580.70	46.80
07599	MISCELLANEOUS SUPPLIES	24,850.00	839.92	9,259.98	15,590.02	37.26
TOTAL P-ACCT 07500		591,235.00	64,507.34	353,448.11	237,786.89	59.78
P-ACCT 07600	REPAIRS & MAINTENANCE					
07601	BUILDINGS	85,800.00	21,671.30	100,313.47	14,513.47-	116.91
07602	OFFICE EQUIPMENT	26,240.00	2,695.94	18,265.11	7,974.89	69.60
07603	MOTOR VEHICLES	107,550.00	8,848.66	117,067.67	9,517.67-	108.84
07604	RADIOS	13,550.00	306.00	11,359.79	2,190.21	83.83
07605	GROUNDS	31,500.00	275.42	16,485.12	15,014.88	52.33
07606	COMPUTER EQUIPMENT	2,600.00	1,080.00	1,564.96	1,035.04	60.19
07611	PARKING METERS	8,000.00	304.28	1,754.28	6,245.72	21.92
07615	STREETS & ALLEYS	53,900.00	552.57	29,885.21	24,014.79	55.44
07617	PARKS-PLAYGROUND EQUIPMNT	3,500.00		327.89	3,172.11	9.36
07618	GENERAL EQUIPMENT	33,250.00	825.89	26,551.08	6,698.92	79.85
07619	TRAFFIC & STREET LIGHTS	7,000.00	980.68	1,777.84	5,222.16	25.39
07622	TRAFFIC & STREET SIGNS	11,800.00	1,705.60	12,217.69	417.69-	103.53
07699	MISCELLANEOUS REPAIRS	1,300.00	.79	1,312.60	12.60-	100.96
TOTAL P-ACCT 07600		385,990.00	39,247.13	338,882.71	47,107.29	87.79
P-ACCT 07700	OTHER EXPENSES					
07701	CONFERENCES/STAFF DEV	29,700.00	1,466.52	23,764.67	5,935.33	80.01
07702	MEMBERSHIP/SUBSCRIPTIONS	45,065.00	2,385.76	33,506.79	11,558.21	74.35
07703	EMPLOYEE RELATIONS	12,100.00	4,324.86	13,011.21	911.21-	107.53
07706	PLAN COMMISSION	500.00			500.00	
07707	HISTORIC PRESERVATION COM	1,000.00		354.07	645.93	35.40
07708	PARK/REC COMMISSION	300.00			300.00	
07709	BD OF FIRE/POLICE COMM	20,000.00	875.95	2,516.11	17,483.89	12.58
07710	ECONOMIC DEV COMMISSION	90,000.00	40,242.10	64,346.10	25,653.90	71.49
07711	ZONING BOARD OF APPEALS	500.00			500.00	
07719	FLAGG CREEK SEWER CHARGE	4,550.00	85.80	1,280.33	3,269.67	28.13

FUND 010000 GENERAL FUND

ACCT		ANNUAL BUDGET	REVENUE/EXPENSE THIS PERIOD	REVENUE/EXPENSE YEAR TO DATE	REMAINING BALANCE	% RECEIVED/ EXPENDED
07725	CEREMONIAL OCCASIONS	1,500.00		500.00	1,000.00	33.33
07729	BOND PRINCIPAL PAYMENT	280,376.00		280,375.93	.07	100.00
07735	EDUCATIONAL TRAINING	46,190.00	5,212.98	26,659.72	19,530.28	57.71
07736	PERSONNEL	8,600.00	383.00	4,883.63	3,716.37	56.78
07737	MILEAGE REIMBURSEMENT	2,650.00	475.11	2,388.08	261.92	90.11
07749	INTEREST EXPENSE	34,915.00	7,702.89	34,908.52	6.48	99.98
07795	BANK & BOND FEES	52,100.00	4,677.56	44,393.84	7,706.16	85.20
07799	MISCELLANEOUS EXPENSES	100,000.00			100,000.00	
TOTAL P-ACCT 07700		730,046.00	67,832.53	532,889.00	197,157.00	72.99
P-ACCT 07800	RISK MANAGEMENT					
07810	IRMA PREMIUMS	230,164.00	153,248.00	153,248.00	76,916.00	66.58
07812	SELF-INSURED DEDUCTIBLE	82,500.00	2,868.70	23,173.69	59,326.31	28.08
07899	INSURANCE-OTHERS	275.00			275.00	
TOTAL P-ACCT 07800		312,939.00	156,116.70	176,421.69	136,517.31	56.37
P-ACCT 07900	CAPITAL OUTLAY					
07902	MOTOR VEHICLES	194,000.00	29,489.00	495,080.96	301,080.96-	255.19
07903	PARK-PLAYGROUND EQUIPMENT	150,000.00	16,881.75	107,536.00	42,464.00	71.69
07908	LAND/GROUNDS	132,000.00		34,188.01	97,811.99	25.90
07909	BUILDINGS	623,500.00	101,644.20	212,116.98	411,383.02	34.02
07918	GENERAL EQUIPMENT	425,500.00	41,314.00	90,421.39	335,078.61	21.25
07919	COMPUTER EQUIPMENT	55,000.00		8,343.75	46,656.25	15.17
TOTAL P-ACCT 07900		1,580,000.00	189,328.95	947,687.09	632,312.91	59.98
P-ACCT 08000	TRANSFERS OUT					
09041	CAPITAL IMPR TRANSFER	1,500,000.00	125,000.00	1,000,000.00	500,000.00	66.66
TOTAL P-ACCT 08000		1,500,000.00	125,000.00	1,000,000.00	500,000.00	66.66
	TOTAL EXPENDITURES	19,184,596.00	1,702,878.70	13,026,149.48	6,158,446.52	67.89
TOTAL FUND 010000		84,827.00	567,748.00	2,099,503.68-	2,184,330.68	2,475.04-
	GRAND TOTAL	84,827.00	567,748.00	2,099,503.68-	2,184,330.68	2,475.04-

Village of Hinsdale
GENERAL FUND PROGRAM REVENUE'S REPORT
RUN THRU PERIOD 8, 12/31/14, PERIOD IS OPEN

FUND 010000
ORG 0510 GENERAL REVENUES

ACCT		ANNUAL BUDGET	EXPENSES THIS PERIOD	EXPENSES YEAR TO DATE	REMAINING BALANCE	PERCENT EXPENDED
P-ACCT 05000	PROPERTY TAXES					
05003	LIABILITY INSURANCE TAX	250,000.00-	3,462.79-	231,173.81-	18,826.19-	92.46
05005	POLICE PROTECTION TAX	1,677,921.00-	23,241.58-	1,551,668.41-	126,252.59-	92.47
05007	FIRE PROTECTION TAX	1,677,921.00-	23,241.58-	1,551,668.41-	126,252.59-	92.47
05011	AUDIT TAX	28,000.00-	387.84-	25,893.11-	2,106.89-	92.47
05017	IMRF PROPERTY TAX	524,000.00-	7,258.13-	484,559.88-	39,440.12-	92.47
05019	FICA PROPERTY TAX	339,600.00-	4,703.94-	314,042.56-	25,557.44-	92.47
05021	POLICE PENSION PROP TAX	704,861.00-	9,637.90-	648,185.08-	56,675.92-	91.95
05023	FIRE PENSION PROPERTY TAX	723,075.00-	9,866.57-	667,298.08-	55,776.92-	92.28
05025	HANDICAPPED REC PROGRAMS	70,250.00-	973.07-	64,964.56-	5,285.44-	92.47
05051	ROAD & BRIDGE TAX	376,290.00-	5,457.61-	362,033.99-	14,256.01-	96.21
TOTAL P-ACCT 05000		6,371,918.00-	88,231.01-	5,901,487.89-	470,430.11-	92.61
P-ACCT 05200	STATE DISTRIBUTIONS					
05251	STATE INCOME TAX	1,609,000.00-	80,848.46-	1,034,140.88-	574,859.12-	64.27
05252	STATE REPLACEMENT TAX	230,000.00-	10,037.61-	127,649.84-	102,350.16-	55.49
05253	SALES TAX	3,150,000.00-	246,115.45-	2,106,279.83-	1,043,720.17-	66.86
05255	R & B REPLACEMENT TAX	6,000.00-	330.88-	3,586.62-	2,413.38-	59.77
05273	LOCAL FOOD BEVERAGE TAX	344,000.00-	36,668.04-	246,249.01-	97,750.99-	71.58
TOTAL P-ACCT 05200		5,339,000.00-	374,000.44-	3,517,906.18-	1,821,093.82-	65.89
P-ACCT 05300	UTILITY TAXES					
05351	UTILITY TAX - ELECTRIC	670,000.00-	44,172.13-	397,191.89-	272,808.11-	59.28
05352	UTILITY TAX - GAS	252,000.00-	19,855.23-	148,098.74-	103,901.26-	58.76
05353	UTILITY TAX - TELEPHONE	881,000.00-	69,812.80-	518,721.78-	362,278.22-	58.87
05354	UTILITY TAX - WATER	365,000.00-	22,095.47-	228,398.06-	136,601.94-	62.57
TOTAL P-ACCT 05300		2,168,000.00-	155,935.63-	1,292,410.47-	875,589.53-	59.61
P-ACCT 05400	LICENSES					
05401	VEHICLE LICENSES	290,000.00-	1,260.00-	43,737.50-	246,262.50-	15.08
05402	ANIMAL LICENSES	9,200.00-	50.00-	1,455.00-	7,745.00-	15.81
05403	BUSINESS LICENSES	49,000.00-	21,402.26-	23,841.76-	25,158.24-	48.65
05405	LIQUOR LICENSES	40,000.00-	14,875.00-	21,526.00-	18,474.00-	53.81
05407	CAB DRIVERS LICENSE	1,100.00-	125.00-	600.00-	500.00-	54.54
TOTAL P-ACCT 05400		389,300.00-	37,712.26-	91,160.26-	298,139.74-	23.41
P-ACCT 05800	SERVICE FEES					
05811	LIBRARY ACCOUNTING	25,500.00-	2,125.00-	17,000.00-	8,500.00-	66.66
05812	COPY SALES		165.00-	595.20-	595.20	
05822	ATHLETICS	400.00-			400.00-	
05841	DOWNTOWN METER	219,500.00-	18,993.79-	141,838.58-	77,661.42-	64.61
05842	COMMUTER METER	99,000.00-	9,724.25-	68,766.19-	30,233.81-	69.46
05843	COMMUTER PERMITS	250,000.00-	79,078.00-	222,742.67-	27,257.33-	89.09
05844	MERCHANT PERMITS	142,500.00-	47,994.00-	117,353.00-	25,147.00-	82.35

Village of Hinsdale
GENERAL FUND PROGRAM REVENUE'S REPORT
RUN THRU PERIOD 8, 12/31/14, PERIOD IS OPEN

FUND 010000
ORG 0510 GENERAL REVENUES

ACCT		ANNUAL BUDGET	EXPENSES THIS PERIOD	EXPENSES YEAR TO DATE	REMAINING BALANCE	PERCENT EXPENDED
05854	LINCOLN LOT		60.00-	60.00-	60.00	
05856	WASHINGTON LOT		720.00-	720.00-	720.00	
05864	WASHINGTON STREET		1,080.00-	1,080.00-	1,080.00	
05867	3 DAY PERMITS			5.00-	5.00	
05868	HANDICAPPED PERMITS	125.00-	10.00-	40.00-	85.00-	32.00
05901	TRAIN STATION RENTAL	70,667.00-		17,499.99-	53,167.01-	24.76
05902	CELL TOWER LEASES	93,500.00-	10,188.02-	72,621.91-	20,878.09-	77.67
TOTAL P-ACCT 05800		901,192.00-	170,138.06-	660,322.54-	240,869.46-	73.27
P-ACCT 06200	OTHER INCOME					
06219	INTEREST ON PROPERTY TAX	150.00-	.44-	117.04-	32.96-	78.02
06221	INTEREST ON INVESTMENTS	15,000.00-	3,076.93	9,035.68-	5,964.32-	60.23
06225	FRANCHISE FEE-CABLE TV	265,200.00-		136,978.67-	128,221.33-	51.65
06403	IPBC SURPLUS			7,168.91-	7,168.91	
06453	SALE OF PROPERTY PROCEEDS	25,000.00-		23,850.00-	1,150.00-	95.40
06596	REIMBURSED ACTIVITY	20,000.00-		50.04-	19,949.96-	.25
06599	MISCELLANEOUS INCOME	20,000.00-	1,099.09-	15,584.81-	4,415.19-	77.92
TOTAL P-ACCT 06200		345,350.00-	1,977.40	192,785.15-	152,564.85-	55.82
TOTAL ORG	0510	15,514,760.00-	824,040.00-	11,656,072.49-	3,858,687.51-	75.12

Village of Hinsdale
GENERAL FUND PROGRAM REVENUE'S REPORT
RUN THRU PERIOD 8, 12/31/14, PERIOD IS OPEN

FUND 010000
ORG 0512 POLICE DEPT. REVENUES

ACCT	ANNUAL BUDGET	EXPENSES THIS PERIOD	EXPENSES YEAR TO DATE	REMAINING BALANCE	PERCENT EXPENDED
P-ACCT 05200 STATE DISTRIBUTIONS					
05271 STATE/LOCAL & FED GRANTS	25,000.00-	4,714.28-	20,139.69-	4,860.31-	80.55
TOTAL P-ACCT 05200	25,000.00-	4,714.28-	20,139.69-	4,860.31-	80.55
P-ACCT 05600 PERMITS					
05606 OVERWEIGHT PERMITS	8,750.00-	2,188.80-	9,221.30-	471.30	105.38
TOTAL P-ACCT 05600	8,750.00-	2,188.80-	9,221.30-	471.30	105.38
P-ACCT 05800 SERVICE FEES					
05962 AMBULANCE SERVICE			100.00	100.00-	
05964 POLICE/FIRE REPORTS	3,200.00-		1,962.00-	1,238.00-	61.31
05973 FALSE ALARM FEES	12,000.00-	400.00-	5,525.00-	6,475.00-	46.04
05974 ANNUAL ALARM FEE	25,000.00-	14,940.00-	15,440.00-	9,560.00-	61.76
TOTAL P-ACCT 05800	40,200.00-	15,340.00-	22,827.00-	17,373.00-	56.78
P-ACCT 06000 FINES					
06001 COURT FINES	140,000.00-	8,064.83-	77,447.51-	62,552.49-	55.31
06002 METER FINES	65,000.00-	5,245.45-	37,843.12-	27,156.88-	58.22
06003 VEHICLE ORDINANCE FINES	42,000.00-	4,352.17-	31,501.19-	10,498.81-	75.00
06004 ANIMAL ORDINANCE FINES	3,000.00-	185.00-	1,445.00-	1,555.00-	48.16
06005 PARKING ORDINANCE FINES	105,000.00-	11,548.46-	60,407.86-	44,592.14-	57.53
06006 OTHER ORDINANCE FINES	200.00-	2,500.00-	2,500.00-	2,300.00	1,250.00
06007 IMPOUND FEES	32,000.00-	1,000.00-	22,500.00-	9,500.00-	70.31
TOTAL P-ACCT 06000	387,200.00-	32,895.91-	233,644.68-	153,555.32-	60.34
P-ACCT 06200 OTHER INCOME					
06403 IPBC SURPLUS			14,144.61-	14,144.61	
06453 SALE OF PROPERTY PROCEEDS	5,000.00-			5,000.00-	
06596 REIMBURSED ACTIVITY	238,700.00-	597.50-	130,011.48-	108,688.52-	54.46
06599 MISCELLANEOUS INCOME	2,500.00-		9,107.03-	6,607.03	364.28
TOTAL P-ACCT 06200	246,200.00-	597.50-	153,263.12-	92,936.88-	62.25
TOTAL ORG 0512	707,350.00-	55,736.49-	439,095.79-	268,254.21-	62.07

FUND 010000
ORG 0515 FIRE DEPT. REVENUES

ACCT		ANNUAL BUDGET	EXPENSES THIS PERIOD	EXPENSES YEAR TO DATE	REMAINING BALANCE	PERCENT EXPENDED
P-ACCT 05200	STATE DISTRIBUTIONS					
05271	STATE/LOCAL & FED GRANTS	5,000.00-		2,704.46-	2,295.54-	54.08
TOTAL P-ACCT 05200		5,000.00-		2,704.46-	2,295.54-	54.08
P-ACCT 05800	SERVICE FEES					
05962	AMBULANCE SERVICE	332,500.00-	16,206.72-	235,343.06-	97,156.94-	70.77
05972	FIRE SVC FEE-NON RESIDENT	535.00-		828.44-	293.44	154.84
05973	FALSE ALARM FEES	5,000.00-		750.00-	4,250.00-	15.00
05974	ANNUAL ALARM FEE	17,000.00-	10,020.00-	10,180.00-	6,820.00-	59.88
05975	ALARM REINSPECTION FEES	35,000.00-		13,425.00-	21,575.00-	38.35
TOTAL P-ACCT 05800		390,035.00-	26,226.72-	260,526.50-	129,508.50-	66.79
P-ACCT 06200	OTHER INCOME					
06311	DONATIONS		500.00-	500.00-	500.00	
06403	IPBC SURPLUS			14,747.35-	14,747.35	
06453	SALE OF PROPERTY PROCEEDS			44,000.00-	44,000.00	
06596	REIMBURSED ACTIVITY	10,000.00-	28.00-	5,335.25-	4,664.75-	53.35
06599	MISCELLANEOUS INCOME	2,800.00-		3,370.00-	570.00	120.35
TOTAL P-ACCT 06200		12,800.00-	528.00-	67,952.60-	55,152.60	530.87
TOTAL ORG 0515		407,835.00-	26,754.72-	331,183.56-	76,651.44-	81.20

FUND 010000
ORG 0520 PUBLIC SERVICES REVENUES

ACCT		ANNUAL BUDGET	EXPENSES THIS PERIOD	EXPENSES YEAR TO DATE	REMAINING BALANCE	PERCENT EXPENDED
P-ACCT 05200	STATE DISTRIBUTIONS					
05271	STATE/LOCAL & FED GRANTS			776.75-	776.75	
TOTAL P-ACCT 05200				776.75-	776.75	
P-ACCT 05600	PERMITS					
05601	ELECTRIC PERMITS	96,500.00-	12,800.00-	131,543.72-	35,043.72	136.31
05602	BUILDING PERMITS	1,000,000.00-	140,664.66-	1,393,911.51-	393,911.51	139.39
05603	PLUMBING PERMITS	190,000.00-	22,745.00-	215,947.00-	25,947.00	113.65
05605	STORM WATER PERMITS	52,000.00-	2,450.00-	28,900.00-	23,100.00-	55.57
05607	COOK COUNTY FOOD PERMITS	5,500.00-			5,500.00-	
TOTAL P-ACCT 05600		1,344,000.00-	178,659.66-	1,770,302.23-	426,302.23	131.71
P-ACCT 05800	SERVICE FEES					
05963	TRANSCRIPTION/ZONING DEP	50,000.00-	2,650.00-	38,500.00-	11,500.00-	77.00
TOTAL P-ACCT 05800		50,000.00-	2,650.00-	38,500.00-	11,500.00-	77.00
P-ACCT 06200	OTHER INCOME					
06235	CODES		5.00-	100.00-	100.00	
06239	PRE PLAN REVIEWS	1,500.00-		200.00-	1,300.00-	13.33
06403	IPBC SURPLUS			10,500.54-	10,500.54	
06596	REIMBURSED ACTIVITY	160,000.00-	14,987.00-	97,312.98-	62,687.02-	60.82
TOTAL P-ACCT 06200		161,500.00-	14,992.00-	108,113.52-	53,386.48-	66.94
TOTAL ORG 0520		1,555,500.00-	196,301.66-	1,917,692.50-	362,192.50	123.28

FUND 010000
ORG 0530 PARKS AND REC REVENUES

ACCT		ANNUAL BUDGET	EXPENSES THIS PERIOD	EXPENSES YEAR TO DATE	REMAINING BALANCE	PERCENT EXPENDED
P-ACCT 05400	LICENSES					
05408	CATERER'S LICENSES	16,800.00-		12,500.00-	4,300.00-	74.40
TOTAL P-ACCT 05400		16,800.00-		12,500.00-	4,300.00-	74.40
P-ACCT 05800	SERVICE FEES					
05821	GENERAL INTEREST	20,000.00-	668.00-	10,556.00-	9,444.00-	52.78
05822	ATHLETICS	130,000.00-	4,169.00-	106,399.54-	23,600.46-	81.84
05823	CULTURAL ARTS	7,000.00-	1,863.00-	10,687.00-	3,687.00	152.67
05824	EARLY CHILDHOOD	47,000.00-	1,394.00-	34,064.00-	12,936.00-	72.47
05825	FITNESS	33,000.00-	2,417.00-	25,758.50-	7,241.50-	78.05
05826	PADDLE TENNIS	50,000.00-	1,205.00-	41,924.00-	8,076.00-	83.84
05827	SPECIAL EVENTS	21,000.00-	1,165.00-	15,428.00-	5,572.00-	73.46
05829	PICNIC	10,500.00-		8,765.00-	1,735.00-	83.47
05831	POOL RESIDENT FEES	160,000.00-		130,572.24-	29,427.76-	81.60
05832	NON-RESIDENT FEES	12,000.00-		9,118.58-	2,881.42-	75.98
05833	POOL DAILY FEES	65,000.00-		47,747.00-	17,253.00-	73.45
05834	POOL 10-VISIT PASSES	22,100.00-		24,122.85-	2,022.85	109.15
05835	POOL CONCESSION	8,000.00-		8,000.00-		100.00
05836	POOL CLASS REG-RESIDENT	26,500.00-		25,231.74-	1,268.26-	95.21
05837	POOL CLASS REG-NON RES	5,200.00-		4,021.78-	1,178.22-	77.34
05838	POOL CLASS PRIVATE LESSON	8,000.00-		8,295.00-	295.00	103.68
05839	MISC POOL REVENUE	26,000.00-		23,111.50-	2,888.50-	88.89
05840	TOWN TEAM	24,500.00-		17,286.77-	7,213.23-	70.55
05901	TRAIN STATION RENTAL	14,724.00-		1,650.00-	13,074.00-	11.20
05938	KLM LODGE RENTALS	160,000.00-	17,290.00-	149,963.00-	10,037.00-	93.72
05939	FIELD USE FEES	38,000.00-	869.83-	37,570.08-	429.92-	98.86
TOTAL P-ACCT 05800		888,524.00-	31,040.83-	740,272.58-	148,251.42-	83.31
P-ACCT 06200	OTHER INCOME					
06250	RENTAL INCOME		1,227.00-	10,816.00-	10,816.00	
06311	DONATIONS	6,000.00-	30.00-	5,795.00-	205.00-	96.58
06403	IPBC SURPLUS			2,384.49-	2,384.49	
06596	REIMBURSED ACTIVITY	1,000.00-		9,240.75-	8,240.75	924.07
06599	MISCELLANEOUS INCOME	2,000.00-		600.00-	1,400.00-	30.00
TOTAL P-ACCT 06200		9,000.00-	1,257.00-	28,836.24-	19,836.24	320.40
TOTAL ORG 0530		914,324.00-	32,297.83-	781,608.82-	132,715.18-	85.48
G R A N D T O T A L		19,099,769.00-	1,135,130.70-	15,125,653.16-	3,974,115.84-	79.19

FUND 010000
ORG 1000 GENERAL GOVERNMENT

ACCT		ANNUAL BUDGET	REVENUE/EXPENSE THIS PERIOD	REVENUE/EXPENSE YEAR TO DATE	REMAINING BALANCE	% RECEIVED/ EXPENDED
P-ACCT 07000	PERSONAL SERVICES					
07001	SALARIES & WAGES	974,700.00	70,192.07	592,779.77	381,920.23	60.81
07002	OVERTIME	10,000.00	1,326.73	10,224.55	224.55-	102.24
07003	TEMPORARY HELP	120,307.00	7,116.66	83,474.02	36,832.98	69.38
07005	LONGEVITY PAY	1,400.00		800.00	600.00	57.14
07099	WATER FUND COST ALLOC.	736,565.00-	61,380.42-	491,043.36-	245,521.64-	66.66
07101	SOCIAL SECURITY	62,034.00	3,133.41	35,193.65	26,840.35	56.73
07102	IMRF	153,244.00	10,755.79	92,160.58	61,083.42	60.13
07105	MEDICARE	16,043.00	1,101.71	9,544.24	6,498.76	59.49
07111	EMPLOYEE INSURANCE	182,631.00	13,143.64	111,596.17	71,034.83	61.10
07112	UNEMPLOYMENT COMPENSATION			749.00	749.00-	
TOTAL P-ACCT 07000		783,794.00	45,389.59	445,478.62	338,315.38	56.83
P-ACCT 07200	PROFESSIONAL SERVICES					
07201	LEGAL EXPENSES	200,000.00	21,385.67	195,755.70	4,244.30	97.87
07204	AUDITING	25,000.00		24,401.00	599.00	97.60
07299	MISC PROFESSIONAL SERVICE	8,000.00	17,181.80	27,507.73	19,507.73-	343.84
TOTAL P-ACCT 07200		233,000.00	38,567.47	247,664.43	14,664.43-	106.29
P-ACCT 07300	CONTRACTUAL SERVICES					
07309	DATA PROCESSING	74,000.00		38,190.18	35,809.82	51.60
07399	MISCELLANEOUS CONTR SVCS	42,400.00	3,457.30	20,412.59	21,987.41	48.14
TOTAL P-ACCT 07300		116,400.00	3,457.30	58,602.77	57,797.23	50.34
P-ACCT 07400	OTHER SERVICES					
07401	POSTAGE	19,000.00	1,286.95	10,549.36	8,450.64	55.52
07402	UTILITIES	2,250.00	197.85	1,671.50	578.50	74.28
07403	TELECOMMUNICATIONS	12,500.00	1,427.41	8,254.62	4,245.38	66.03
07414	LEGAL PUBLICATIONS	7,000.00	217.60	8,182.05	1,182.05-	116.88
07415	EMPLOYMENT ADVERTISEMENTS	2,500.00	1,409.96	4,435.91	1,935.91-	177.43
07419	PRINTING & PUBLICATIONS	10,150.00	969.00	8,470.62	1,679.38	83.45
07499	MISCELLANEOUS SERVICES	4,800.00	105.00	3,262.35	1,537.65	67.96
TOTAL P-ACCT 07400		58,200.00	5,613.77	44,826.41	13,373.59	77.02
P-ACCT 07500	MATERIALS & SUPPLIES					
07501	OFFICE SUPPLIES	14,160.00	1,357.92	10,752.26	3,407.74	75.93
07503	GASOLINE & OIL	500.00		647.07	147.07-	129.41
07508	LICENSES & PERMITS	2,600.00			2,600.00	
07520	COMPUTER EQUIP SUPPLIES	7,800.00	345.27	4,293.55	3,506.45	55.04
07539	SOFTWARE PURCHASES	1,600.00		705.07	894.93	44.06
07599	MISCELLANEOUS SUPPLIES	3,500.00		148.47	3,351.53	4.24
TOTAL P-ACCT 07500		30,160.00	1,703.19	16,546.42	13,613.58	54.86

Village of Hinsdale
TREASURER'S DEPARTMENT REPORT
RUN THRU PERIOD 8, 12/31/14, PERIOD IS CLOSED

FUND 010000
ORG 1000 GENERAL GOVERNMENT

ACCT		ANNUAL BUDGET	REVENUE/EXPENSE THIS PERIOD	REVENUE/EXPENSE YEAR TO DATE	REMAINING BALANCE	% RECEIVED/ EXPENDED
P-ACCT 07600	REPAIRS & MAINTENANCE					
07602	OFFICE EQUIPMENT	7,490.00	455.99	3,807.74	3,682.26	50.83
07606	COMPUTER EQUIPMENT	1,000.00			1,000.00	
TOTAL P-ACCT 07600		8,490.00	455.99	3,807.74	4,682.26	44.84
P-ACCT 07700	OTHER EXPENSES					
07701	CONFERENCES/STAFF DEV	12,150.00	1,456.24	11,398.94	751.06	93.81
07702	MEMBERSHIP/SUBSCRIPTIONS	22,620.00	1,021.25	21,358.43	1,261.57	94.42
07703	EMPLOYEE RELATIONS	12,100.00	3,850.86	12,543.21	443.21-	103.66
07706	PLAN COMMISSION	500.00			500.00	
07707	HISTORIC PRESERVATION COM	1,000.00		354.07	645.93	35.40
07709	BD OF FIRE/POLICE COMM	20,000.00	875.95	2,516.11	17,483.89	12.58
07710	ECONOMIC DEV COMMISSION	90,000.00	40,242.10	64,346.10	25,653.90	71.49
07711	ZONING BOARD OF APPEALS	500.00			500.00	
07725	CEREMONIAL OCCASIONS	1,500.00		500.00	1,000.00	33.33
07729	BOND PRINCIPAL PAYMENT	182,252.00		182,252.00		100.00
07735	EDUCATIONAL TRAINING	800.00		150.00	650.00	18.75
07736	PERSONNEL	5,250.00	112.00	521.00	4,729.00	9.92
07737	MILEAGE REIMBURSEMENT	450.00	30.24	30.24	419.76	6.72
07749	INTEREST EXPENSE	17,653.00		17,652.70	.30	99.99
07795	BANK & BOND FEES	41,300.00	4,336.18	35,896.67	5,403.33	86.91
07799	MISCELLANEOUS EXPENSES	100,000.00			100,000.00	
TOTAL P-ACCT 07700		508,075.00	51,924.82	349,519.47	158,555.53	68.79
P-ACCT 07800	RISK MANAGEMENT					
07810	IRMA PREMIUMS	24,443.00	16,274.66	16,274.66	8,168.34	66.58
07812	SELF-INSURED DEDUCTIBLE	5,000.00	11.00	750.29	4,249.71	15.00
07899	INSURANCE-OTHERS	275.00			275.00	
TOTAL P-ACCT 07800		29,718.00	16,285.66	17,024.95	12,693.05	57.28
P-ACCT 07900	CAPITAL OUTLAY					
07909	BUILDINGS	114,000.00	53,361.89	73,745.09	40,254.91	64.68
07919	COMPUTER EQUIPMENT	55,000.00		8,343.75	46,656.25	15.17
TOTAL P-ACCT 07900		169,000.00	53,361.89	82,088.84	86,911.16	48.57
	TOTAL EXPENDITURES	1,936,837.00	216,759.68	1,265,559.65	671,277.35	65.34
TOTAL ORG	1000	1,936,837.00	216,759.68	1,265,559.65	671,277.35	65.34

FUND 010000 GENERAL FUND
ORG 1013 ADMINISTRATION & FINANCE

ACCT		ANNUAL BUDGET	EXPENSES THIS PERIOD	EXPENSES YEAR TO DATE	REMAINING BALANCE	PERCENT EXPENDED
P-ACCT 07000	PERSONAL SERVICES					
07001	SALARIES & WAGES	866,349.00	61,894.05	525,565.81	340,783.19	60.66
07002	OVERTIME	10,000.00	1,326.73	10,224.55	224.55-	102.24
07003	TEMPORARY HELP	115,507.00	7,116.66	82,114.02	33,392.98	71.09
07005	LONGEVITY PAY	1,400.00		800.00	600.00	57.14
07099	WATER FUND COST ALLOC.	736,565.00-	61,380.42-	491,043.36-	245,521.64-	66.66
07101	SOCIAL SECURITY	55,019.00	2,627.24	31,007.57	24,011.43	56.35
07102	IMRF	137,739.00	9,577.43	82,610.40	55,128.60	59.97
07105	MEDICARE	14,402.00	983.33	8,565.21	5,836.79	59.47
07111	EMPLOYEE INSURANCE	173,497.00	12,512.23	106,624.73	66,872.27	61.45
TOTAL P-ACCT 07000		637,348.00	34,657.25	356,468.93	280,879.07	55.93
P-ACCT 07200	PROFESSIONAL SERVICES					
07201	LEGAL EXPENSES	200,000.00	21,385.67	195,755.70	4,244.30	97.87
07204	AUDITING	25,000.00		24,401.00	599.00	97.60
07299	MISC PROFESSIONAL SERVICE	8,000.00	17,181.80	27,507.73	19,507.73-	343.84
TOTAL P-ACCT 07200		233,000.00	38,567.47	247,664.43	14,664.43-	106.29
P-ACCT 07300	CONTRACTUAL SERVICES					
07309	DATA PROCESSING	74,000.00		38,190.18	35,809.82	51.60
07399	MISCELLANEOUS CONTR SVCS	42,000.00	3,457.30	20,412.59	21,587.41	48.60
TOTAL P-ACCT 07300		116,000.00	3,457.30	58,602.77	57,397.23	50.51
P-ACCT 07400	OTHER SERVICES					
07401	POSTAGE	17,000.00	1,268.02	10,349.12	6,650.88	60.87
07402	UTILITIES	2,250.00	197.85	1,671.50	578.50	74.28
07403	TELECOMMUNICATIONS	12,000.00	1,386.54	7,784.78	4,215.22	64.87
07414	LEGAL PUBLICATIONS	7,000.00	217.60	8,182.05	1,182.05-	116.88
07415	EMPLOYMENT ADVERTISEMENTS	2,500.00	1,409.96	4,435.91	1,935.91-	177.43
07419	PRINTING & PUBLICATIONS	9,000.00	969.00	8,470.62	529.38	94.11
07499	MISCELLANEOUS SERVICES	4,800.00	105.00	3,262.35	1,537.65	67.96
TOTAL P-ACCT 07400		54,550.00	5,553.97	44,156.33	10,393.67	80.94
P-ACCT 07500	MATERIALS & SUPPLIES					
07501	OFFICE SUPPLIES	14,000.00	1,357.92	10,692.26	3,307.74	76.37
07503	GASOLINE & OIL	500.00		647.07	147.07-	129.41
07508	LICENSES & PERMITS	2,600.00			2,600.00	
07520	COMPUTER EQUIP SUPPLIES	6,600.00	345.27	4,293.55	2,306.45	65.05
07539	SOFTWARE PURCHASES	1,600.00		705.07	894.93	44.06
07599	MISCELLANEOUS SUPPLIES	3,500.00		148.47	3,351.53	4.24
TOTAL P-ACCT 07500		28,800.00	1,703.19	16,486.42	12,313.58	57.24
P-ACCT 07600	REPAIRS & MAINTENANCE					

FUND 010000 GENERAL FUND
ORG 1013 ADMINISTRATION & FINANCE

ACCT		ANNUAL BUDGET	EXPENSES THIS PERIOD	EXPENSES YEAR TO DATE	REMAINING BALANCE	PERCENT EXPENDED
07602	OFFICE EQUIPMENT	7,490.00	455.99	3,807.74	3,682.26	50.83
07606	COMPUTER EQUIPMENT	1,000.00			1,000.00	
TOTAL P-ACCT 07600		8,490.00	455.99	3,807.74	4,682.26	44.84
P-ACCT 07700	OTHER EXPENSES					
07701	CONFERENCES/STAFF DEV	6,000.00	1,103.54	7,463.23	1,463.23-	124.38
07702	MEMBERSHIP/SUBSCRIPTIONS	6,355.00	1,021.25	6,303.86	51.14	99.19
07703	EMPLOYEE RELATIONS	12,100.00	3,850.86	12,543.21	443.21-	103.66
07729	BOND PRINCIPAL PAYMENT	182,252.00		182,252.00		100.00
07735	EDUCATIONAL TRAINING	500.00		150.00	350.00	30.00
07736	PERSONNEL	5,250.00	112.00	521.00	4,729.00	9.92
07737	MILEAGE REIMBURSEMENT	100.00	30.24	30.24	69.76	30.24
07749	INTEREST EXPENSE	17,653.00		17,652.70	.30	99.99
07795	BANK & BOND FEES	41,300.00	4,336.18	35,896.67	5,403.33	86.91
TOTAL P-ACCT 07700		271,510.00	10,454.07	262,812.91	8,697.09	96.79
P-ACCT 07800	RISK MANAGEMENT					
07810	IRMA PREMIUMS	24,443.00	16,274.66	16,274.66	8,168.34	66.58
07812	SELF-INSURED DEDUCTIBLE	5,000.00	11.00	750.29	4,249.71	15.00
07899	INSURANCE-OTHERS	275.00			275.00	
TOTAL P-ACCT 07800		29,718.00	16,285.66	17,024.95	12,693.05	57.28
P-ACCT 07900	CAPITAL OUTLAY					
07919	COMPUTER EQUIPMENT	55,000.00		8,343.75	46,656.25	15.17
TOTAL P-ACCT 07900		55,000.00		8,343.75	46,656.25	15.17
TOTAL ORG 1013		1,434,416.00	111,134.90	1,015,368.23	419,047.77	70.78

FUND 010000 GENERAL FUND
ORG 1016 ECONOMIC DEVELOPMENT

ACCT		ANNUAL BUDGET	EXPENSES THIS PERIOD	EXPENSES YEAR TO DATE	REMAINING BALANCE	PERCENT EXPENDED
P-ACCT 07000	PERSONAL SERVICES					
07001	SALARIES & WAGES	108,351.00	8,298.02	67,213.96	41,137.04	62.03
07003	TEMPORARY HELP	4,800.00		1,360.00	3,440.00	28.33
07101	SOCIAL SECURITY	7,015.00	506.17	4,186.08	2,828.92	59.67
07102	IMRF	15,505.00	1,178.36	9,550.18	5,954.82	61.59
07105	MEDICARE	1,641.00	118.38	979.03	661.97	59.66
07111	EMPLOYEE INSURANCE	9,134.00	631.41	4,971.44	4,162.56	54.42
07112	UNEMPLOYMENT COMPENSATION			749.00	749.00-	
TOTAL P-ACCT 07000		146,446.00	10,732.34	89,009.69	57,436.31	60.77
P-ACCT 07400	OTHER SERVICES					
07403	TELECOMMUNICATIONS	500.00	40.87	469.84	30.16	93.96
07419	PRINTING & PUBLICATIONS	150.00			150.00	
TOTAL P-ACCT 07400		650.00	40.87	469.84	180.16	72.28
P-ACCT 07500	MATERIALS & SUPPLIES					
07501	OFFICE SUPPLIES	160.00			160.00	
07520	COMPUTER EQUIP SUPPLIES	1,200.00			1,200.00	
TOTAL P-ACCT 07500		1,360.00			1,360.00	
P-ACCT 07700	OTHER EXPENSES					
07701	CONFERENCES/STAFF DEV	2,150.00			2,150.00	
07702	MEMBERSHIP/SUBSCRIPTIONS	1,300.00			1,300.00	
07710	ECONOMIC DEV COMMISSION	90,000.00	40,242.10	64,346.10	25,653.90	71.49
07735	EDUCATIONAL TRAINING	300.00			300.00	
07737	MILEAGE REIMBURSEMENT	350.00			350.00	
TOTAL P-ACCT 07700		94,100.00	40,242.10	64,346.10	29,753.90	68.38
P-ACCT 07900	CAPITAL OUTLAY					
07909	BUILDINGS	114,000.00	53,361.89	73,745.09	40,254.91	64.68
TOTAL P-ACCT 07900		114,000.00	53,361.89	73,745.09	40,254.91	64.68
TOTAL ORG 1016		356,556.00	104,377.20	227,570.72	128,985.28	63.82

FUND 010000 GENERAL FUND
ORG 1018 BOARDS & COMMISSIONS

ACCT		ANNUAL BUDGET	EXPENSES THIS PERIOD	EXPENSES YEAR TO DATE	REMAINING BALANCE	PERCENT EXPENDED
P-ACCT 07300	CONTRACTUAL SERVICES					
07399	MISCELLANEOUS CONTR SVCS	400.00			400.00	
TOTAL P-ACCT 07300		400.00			400.00	
P-ACCT 07400	OTHER SERVICES					
07401	POSTAGE	2,000.00	18.93	200.24	1,799.76	10.01
07419	PRINTING & PUBLICATIONS	1,000.00			1,000.00	
TOTAL P-ACCT 07400		3,000.00	18.93	200.24	2,799.76	6.67
P-ACCT 07500	MATERIALS & SUPPLIES					
07501	OFFICE SUPPLIES			60.00	60.00-	
TOTAL P-ACCT 07500				60.00	60.00-	
P-ACCT 07700	OTHER EXPENSES					
07701	CONFERENCES/STAFF DEV	4,000.00	352.70	3,935.71	64.29	98.39
07702	MEMBERSHIP/SUBSCRIPTIONS	14,965.00		15,054.57	89.57-	100.59
07706	PLAN COMMISSION	500.00			500.00	
07707	HISTORIC PRESERVATION COM	1,000.00		354.07	645.93	35.40
07709	BD OF FIRE/POLICE COMM	20,000.00	875.95	2,516.11	17,483.89	12.58
07711	ZONING BOARD OF APPEALS	500.00			500.00	
07725	CEREMONIAL OCCASIONS	1,500.00		500.00	1,000.00	33.33
07799	MISCELLANEOUS EXPENSES	100,000.00			100,000.00	
TOTAL P-ACCT 07700		142,465.00	1,228.65	22,360.46	120,104.54	15.69
TOTAL ORG 1018		145,865.00	1,247.58	22,620.70	123,244.30	15.50

Village of Hinsdale
TREASURER'S DEPARTMENT REPORT
RUN THRU PERIOD 8, 12/31/14, PERIOD IS CLOSED

FUND 010000
ORG 1100 PUBLIC SAFETY

ACCT		ANNUAL BUDGET	REVENUE/EXPENSE THIS PERIOD	REVENUE/EXPENSE YEAR TO DATE	REMAINING BALANCE	% RECEIVED/ EXPENDED
P-ACCT 07000	PERSONAL SERVICES					
07001	SALARIES & WAGES	4,640,163.00	350,680.89	2,843,995.52	1,796,167.48	61.29
07002	OVERTIME	345,000.00	39,543.23	234,958.73	110,041.27	68.10
07003	TEMPORARY HELP	330,184.00	19,221.35	166,748.48	163,435.52	50.50
07005	LONGEVITY PAY	24,500.00		23,800.00	700.00	97.14
07008	REIMBURSABLE OVERTIME	50,000.00	2,232.66	30,736.19	19,263.81	61.47
07009	EXTRA DETAIL-GRANT		3,118.80	22,708.29	22,708.29-	
07099	WATER FUND COST ALLOC.	35,468.00-	2,955.66-	23,645.28-	11,822.72-	66.66
07101	SOCIAL SECURITY	34,359.00	2,205.75	18,644.79	15,714.21	54.26
07102	IMRF	44,656.00	3,188.35	26,035.57	18,620.43	58.30
07105	MEDICARE	69,809.00	5,362.79	43,017.55	26,791.45	61.62
07106	POLICE PENSION	704,861.00	9,637.90	648,185.08	56,675.92	91.95
07107	FIREFIGHTERS' PENSION	723,075.00	9,866.57	667,298.08	55,776.92	92.28
07111	EMPLOYEE INSURANCE	736,035.00	62,072.41	495,718.31	240,316.69	67.34
07112	UNEMPLOYMENT COMPENSATION			412.00	412.00-	
TOTAL P-ACCT 07000		7,667,174.00	504,175.04	5,198,613.31	2,468,560.69	67.80
P-ACCT 07200	PROFESSIONAL SERVICES					
07299	MISC PROFESSIONAL SERVICE	7,065.00		4,545.00	2,520.00	64.33
TOTAL P-ACCT 07200		7,065.00		4,545.00	2,520.00	64.33
P-ACCT 07300	CONTRACTUAL SERVICES					
07306	BUILDINGS & GROUNDS	1,350.00	80.00	1,065.00	285.00	78.88
07307	CUSTODIAL	17,500.00	277.56	10,320.37	7,179.63	58.97
07308	DISPATCH SERVICES	398,682.00	32,433.98	286,289.82	112,392.18	71.80
07309	DATA PROCESSING	21,010.00		19,944.96	1,065.04	94.93
07399	MISCELLANEOUS CONTR SVCS	62,241.00	804.02	43,310.84	18,930.16	69.58
TOTAL P-ACCT 07300		500,783.00	33,595.56	360,930.99	139,852.01	72.07
P-ACCT 07400	OTHER SERVICES					
07401	POSTAGE	2,150.00	188.85	1,174.69	975.31	54.63
07402	UTILITIES	17,000.00	2,662.31	6,564.66	10,435.34	38.61
07403	TELECOMMUNICATIONS	47,000.00	3,504.96	21,974.81	25,025.19	46.75
07419	PRINTING & PUBLICATIONS	7,850.00	56.28	4,471.32	3,378.68	56.95
TOTAL P-ACCT 07400		74,000.00	6,412.40	34,185.48	39,814.52	46.19
P-ACCT 07500	MATERIALS & SUPPLIES					
07501	OFFICE SUPPLIES	9,500.00	1,168.78	8,010.12	1,489.88	84.31
07503	GASOLINE & OIL	82,600.00	4,838.63	48,878.80	33,721.20	59.17
07504	UNIFORMS	39,425.00	3,319.32	24,883.01	14,541.99	63.11
07506	MOTOR VEHICLE SUPPLIES	250.00		53.58	196.42	21.43
07507	BUILDING SUPPLIES	6,400.00	601.96	3,703.38	2,696.62	57.86
07508	LICENSES & PERMITS	1,850.00	135.00	721.25	1,128.75	38.98
07509	JANITOR SUPPLIES	4,500.00	325.92	1,512.60	2,987.40	33.61

FUND 010000
ORG 1100 PUBLIC SAFETY

ACCT		ANNUAL BUDGET	REVENUE/EXPENSE THIS PERIOD	REVENUE/EXPENSE YEAR TO DATE	REMAINING BALANCE	% RECEIVED/ EXPENDED
07510	TOOLS	5,000.00		4,705.10	294.90	94.10
07514	RANGE SUPPLIES	10,300.00	310.00	1,037.90	9,262.10	10.07
07515	CAMERA SUPPLIES	700.00		245.72	454.28	35.10
07520	COMPUTER EQUIP SUPPLIES	5,350.00	8.96	3,765.02	1,584.98	70.37
07525	EMERGENCY MANAGEMENT	1,250.00			1,250.00	
07530	MEDICAL SUPPLIES	8,150.00	712.75	4,348.73	3,801.27	53.35
07531	FIRE PREVENTION	2,000.00		1,843.84	156.16	92.19
07532	OXYGEN & AIR SUPPLIES	875.00	7.75	354.24	520.76	40.48
07533	HAZMAT SUPPLIES	3,350.00	1,127.60	3,028.60	321.40	90.40
07534	FIRE SUPPRESSION SUPPLIES	3,000.00		2,426.16	573.84	80.87
07535	FIRE INSPECTION SUPPLIES	225.00	73.00	73.00	152.00	32.44
07536	INFECTION CONTROL SUPPLY	1,500.00		275.55	1,224.45	18.37
07537	SAFETY SUPPLIES	500.00		218.42	281.58	43.68
07539	SOFTWARE PURCHASES	10,150.00		3,001.39	7,148.61	29.57
07599	MISCELLANEOUS SUPPLIES	12,000.00	412.34	4,895.57	7,104.43	40.79
TOTAL P-ACCT 07500		208,875.00	13,042.01	117,981.98	90,893.02	56.48
P-ACCT 07600	REPAIRS & MAINTENANCE					
07601	BUILDINGS	24,000.00	10,601.17	20,486.95	3,513.05	85.36
07602	OFFICE EQUIPMENT	10,450.00	2,239.95	8,884.80	1,565.20	85.02
07603	MOTOR VEHICLES	71,000.00	1,209.74	49,974.73	21,025.27	70.38
07604	RADIOS	10,250.00	306.00	1,873.00	8,377.00	18.27
07606	COMPUTER EQUIPMENT	1,600.00	1,080.00	1,564.96	35.04	97.81
07611	PARKING METERS	8,000.00	304.28	1,754.28	6,245.72	21.92
07618	GENERAL EQUIPMENT	20,500.00	470.45	12,650.50	7,849.50	61.70
TOTAL P-ACCT 07600		145,800.00	16,211.59	97,189.22	48,610.78	66.65
P-ACCT 07700	OTHER EXPENSES					
07701	CONFERENCES/STAFF DEV	13,050.00	135.72-	9,157.49	3,892.51	70.17
07702	MEMBERSHIP/SUBSCRIPTIONS	15,195.00	205.00	6,543.18	8,651.82	43.06
07703	EMPLOYEE RELATIONS		474.00	474.00	474.00-	
07719	FLAGG CREEK SEWER CHARGE	550.00			550.00	
07729	BOND PRINCIPAL PAYMENT	98,124.00		98,123.93	.07	99.99
07735	EDUCATIONAL TRAINING	36,940.00	2,928.71	23,546.45	13,393.55	63.74
07736	PERSONNEL	1,500.00	265.00	1,985.13	485.13-	132.34
07737	MILEAGE REIMBURSEMENT	1,500.00	411.33	2,009.07	509.07-	133.93
07749	INTEREST EXPENSE	17,262.00	7,702.89	17,255.82	6.18	99.96
TOTAL P-ACCT 07700		184,121.00	11,851.21	159,095.07	25,025.93	86.40
P-ACCT 07800	RISK MANAGEMENT					
07810	IRMA PREMIUMS	128,292.00	85,419.49	85,419.49	42,872.51	66.58
07812	SELF-INSURED DEDUCTIBLE	50,000.00	2,789.60	10,368.83	39,631.17	20.73
TOTAL P-ACCT 07800		178,292.00	88,209.09	95,788.32	82,503.68	53.72

Village of Hinsdale
TREASURER'S DEPARTMENT REPORT
RUN THRU PERIOD 8, 12/31/14, PERIOD IS CLOSED

FUND 010000
ORG 1100 PUBLIC SAFETY

ACCT		ANNUAL BUDGET	REVENUE/EXPENSE THIS PERIOD	REVENUE/EXPENSE YEAR TO DATE	REMAINING BALANCE	% RECEIVED/ EXPENDED
P-ACCT 07900	CAPITAL OUTLAY					
07902	MOTOR VEHICLES	113,000.00		465,021.41	352,021.41-	411.52
07909	BUILDINGS	109,000.00	42,232.31	53,982.31	55,017.69	49.52
07918	GENERAL EQUIPMENT	20,000.00			20,000.00	
TOTAL P-ACCT 07900		242,000.00	42,232.31	519,003.72	277,003.72-	214.46
	TOTAL EXPENDITURES	9,208,110.00	715,729.21	6,587,333.09	2,620,776.91	71.53
TOTAL ORG	1100	9,208,110.00	715,729.21	6,587,333.09	2,620,776.91	71.53

FUND 010000
ORG 1200 POLICE DEPARTMENT

ACCT		ANNUAL BUDGET	EXPENSES THIS PERIOD	EXPENSES YEAR TO DATE	REMAINING BALANCE	PERCENT EXPENDED
P-ACCT 07000	PERSONAL SERVICES					
07001	SALARIES & WAGES	2,520,873.00	187,812.19	1,525,457.59	995,415.41	60.51
07002	OVERTIME	145,000.00	20,149.16	140,320.61	4,679.39	96.77
07003	TEMPORARY HELP	276,012.00	18,183.19	145,791.67	130,220.33	52.82
07005	LONGEVITY PAY	14,700.00		14,000.00	700.00	95.23
07008	REIMBURSABLE OVERTIME	50,000.00	2,232.66	30,736.19	19,263.81	61.47
07009	EXTRA DETAIL-GRANT		3,118.80	22,708.29	22,708.29-	
07099	WATER FUND COST ALLOC.	17,734.00-	1,477.83-	11,822.64-	5,911.36-	66.66
07101	SOCIAL SECURITY	23,486.00	1,590.10	12,840.26	10,645.74	54.67
07102	IMRF	27,569.00	1,954.99	15,924.26	11,644.74	57.76
07105	MEDICARE	39,982.00	2,943.27	23,959.65	16,022.35	59.92
07106	POLICE PENSION	704,861.00	9,637.90	648,185.08	56,675.92	91.95
07111	EMPLOYEE INSURANCE	360,340.00	29,979.66	242,726.55	117,613.45	67.36
07112	UNEMPLOYMENT COMPENSATION			412.00	412.00-	
TOTAL P-ACCT 07000		4,145,089.00	276,124.09	2,811,239.51	1,333,849.49	67.82
P-ACCT 07200	PROFESSIONAL SERVICES					
07299	MISC PROFESSIONAL SERVICE	7,065.00		4,545.00	2,520.00	64.33
TOTAL P-ACCT 07200		7,065.00		4,545.00	2,520.00	64.33
P-ACCT 07300	CONTRACTUAL SERVICES					
07306	BUILDINGS & GROUNDS	750.00	40.00	390.00	360.00	52.00
07307	CUSTODIAL	14,500.00	123.60	8,705.94	5,794.06	60.04
07308	DISPATCH SERVICES	322,182.00	26,356.14	231,589.26	90,592.74	71.88
07309	DATA PROCESSING	21,010.00		19,944.96	1,065.04	94.93
07399	MISCELLANEOUS CONTR SVCS	51,421.00	679.02	32,430.84	18,990.16	63.06
TOTAL P-ACCT 07300		409,863.00	27,198.76	293,061.00	116,802.00	71.50
P-ACCT 07400	OTHER SERVICES					
07401	POSTAGE	1,400.00	93.26	655.17	744.83	46.79
07402	UTILITIES	8,500.00	1,715.21	3,861.21	4,638.79	45.42
07403	TELECOMMUNICATIONS	36,000.00	2,914.71	15,279.47	20,720.53	42.44
07419	PRINTING & PUBLICATIONS	7,000.00	56.28	4,471.32	2,528.68	63.87
TOTAL P-ACCT 07400		52,900.00	4,779.46	24,267.17	28,632.83	45.87
P-ACCT 07500	MATERIALS & SUPPLIES					
07501	OFFICE SUPPLIES	5,500.00	369.48	4,370.32	1,129.68	79.46
07503	GASOLINE & OIL	61,000.00	3,556.98	34,552.77	26,447.23	56.64
07504	UNIFORMS	26,425.00	1,874.76	14,894.29	11,530.71	56.36
07507	BUILDING SUPPLIES	400.00			400.00	
07508	LICENSES & PERMITS	1,500.00	95.00	600.00	900.00	40.00
07509	JANITOR SUPPLIES	4,500.00	325.92	1,512.60	2,987.40	33.61
07514	RANGE SUPPLIES	10,300.00	310.00	1,037.90	9,262.10	10.07
07515	CAMERA SUPPLIES	500.00		245.72	254.28	49.14

FUND 010000
ORG 1200 POLICE DEPARTMENT

ACCT		ANNUAL BUDGET	EXPENSES THIS PERIOD	EXPENSES YEAR TO DATE	REMAINING BALANCE	PERCENT EXPENDED
07520	COMPUTER EQUIP SUPPLIES	3,000.00		3,103.11	103.11-	103.43
07525	EMERGENCY MANAGEMENT	1,250.00			1,250.00	
07530	MEDICAL SUPPLIES	600.00		195.05	404.95	32.50
07539	SOFTWARE PURCHASES	2,500.00		1,520.40	979.60	60.81
07599	MISCELLANEOUS SUPPLIES	12,000.00	412.34	4,895.57	7,104.43	40.79
TOTAL P-ACCT 07500		129,475.00	6,944.48	66,927.73	62,547.27	51.69
P-ACCT 07600	REPAIRS & MAINTENANCE					
07601	BUILDINGS	18,000.00	8,672.90	16,944.33	1,055.67	94.13
07602	OFFICE EQUIPMENT	9,100.00	2,239.95	7,359.90	1,740.10	80.87
07603	MOTOR VEHICLES	27,000.00	1,170.96	19,282.38	7,717.62	71.41
07604	RADIOS	3,500.00			3,500.00	
07611	PARKING METERS	8,000.00	304.28	1,754.28	6,245.72	21.92
07618	GENERAL EQUIPMENT	6,000.00		4,952.00	1,048.00	82.53
TOTAL P-ACCT 07600		71,600.00	12,388.09	50,292.89	21,307.11	70.24
P-ACCT 07700	OTHER EXPENSES					
07701	CONFERENCES/STAFF DEV	9,350.00	135.72-	7,075.16	2,274.84	75.67
07702	MEMBERSHIP/SUBSCRIPTIONS	6,535.00	205.00	5,883.00	652.00	90.02
07719	FLAGG CREEK SEWER CHARGE	300.00			300.00	
07735	EDUCATIONAL TRAINING	22,000.00	2,728.71	12,938.46	9,061.54	58.81
07736	PERSONNEL	1,000.00	235.00	1,691.50	691.50-	169.15
07737	MILEAGE REIMBURSEMENT	1,500.00	411.33	2,009.07	509.07-	133.93
TOTAL P-ACCT 07700		40,685.00	3,444.32	29,597.19	11,087.81	72.74
P-ACCT 07800	RISK MANAGEMENT					
07810	IRMA PREMIUMS	69,555.00	46,311.17	46,311.17	23,243.83	66.58
07812	SELF-INSURED DEDUCTIBLE	30,000.00	439.00	5,042.25	24,957.75	16.80
TOTAL P-ACCT 07800		99,555.00	46,750.17	51,353.42	48,201.58	51.58
P-ACCT 07900	CAPITAL OUTLAY					
07902	MOTOR VEHICLES	113,000.00		29,889.41	83,110.59	26.45
07909	BUILDINGS	84,000.00	31,261.57	43,011.57	40,988.43	51.20
07918	GENERAL EQUIPMENT	20,000.00			20,000.00	
TOTAL P-ACCT 07900		217,000.00	31,261.57	72,900.98	144,099.02	33.59
TOTAL ORG 1200		5,173,232.00	408,890.94	3,404,184.89	1,769,047.11	65.80

FUND 010000 GENERAL FUND
ORG 1202 POLICE ADMINISRATION

ACCT		ANNUAL BUDGET	EXPENSES THIS PERIOD	EXPENSES YEAR TO DATE	REMAINING BALANCE	PERCENT EXPENDED
P-ACCT 07000	PERSONAL SERVICES					
07001	SALARIES & WAGES	768,467.00	59,396.77	478,081.89	290,385.11	62.21
07002	OVERTIME	20,000.00	4,060.60	16,302.97	3,697.03	81.51
07003	TEMPORARY HELP	276,012.00	18,183.19	145,791.67	130,220.33	52.82
07005	LONGEVITY PAY	4,400.00		4,400.00		100.00
07009	EXTRA DETAIL-GRANT			737.54	737.54-	
07099	WATER FUND COST ALLOC.	17,734.00-	1,477.83-	11,822.64-	5,911.36-	66.66
07101	SOCIAL SECURITY	23,486.00	1,590.10	12,840.26	10,645.74	54.67
07102	IMRF	27,569.00	1,954.99	15,924.26	11,644.74	57.76
07105	MEDICARE	11,885.00	861.80	6,914.17	4,970.83	58.17
07106	POLICE PENSION	169,167.00	2,753.55	156,004.87	13,162.13	92.21
07111	EMPLOYEE INSURANCE	114,012.00	9,169.95	75,503.82	38,508.18	66.22
07112	UNEMPLOYMENT COMPENSATION			412.00	412.00-	
TOTAL P-ACCT 07000		1,397,264.00	96,493.12	901,090.81	496,173.19	64.48
P-ACCT 07200	PROFESSIONAL SERVICES					
07299	MISC PROFESSIONAL SERVICE	7,065.00		4,545.00	2,520.00	64.33
TOTAL P-ACCT 07200		7,065.00		4,545.00	2,520.00	64.33
P-ACCT 07300	CONTRACTUAL SERVICES					
07306	BUILDINGS & GROUNDS	750.00	40.00	390.00	360.00	52.00
07307	CUSTODIAL	14,500.00	123.60	8,705.94	5,794.06	60.04
07308	DISPATCH SERVICES	322,182.00	26,356.14	231,589.26	90,592.74	71.88
07309	DATA PROCESSING	21,010.00		19,944.96	1,065.04	94.93
07399	MISCELLANEOUS CONTR SVCS	51,421.00	679.02	32,430.84	18,990.16	63.06
TOTAL P-ACCT 07300		409,863.00	27,198.76	293,061.00	116,802.00	71.50
P-ACCT 07400	OTHER SERVICES					
07401	POSTAGE	1,400.00	93.26	655.17	744.83	46.79
07402	UTILITIES	8,500.00	1,715.21	3,861.21	4,638.79	45.42
07403	TELECOMMUNICATIONS	36,000.00	2,914.71	15,279.47	20,720.53	42.44
07419	PRINTING & PUBLICATIONS	7,000.00	56.28	4,471.32	2,528.68	63.87
TOTAL P-ACCT 07400		52,900.00	4,779.46	24,267.17	28,632.83	45.87
P-ACCT 07500	MATERIALS & SUPPLIES					
07501	OFFICE SUPPLIES	5,500.00	369.48	4,370.32	1,129.68	79.46
07504	UNIFORMS	2,925.00	200.52	1,140.46	1,784.54	38.99
07507	BUILDING SUPPLIES	400.00			400.00	
07508	LICENSES & PERMITS	1,500.00	95.00	600.00	900.00	40.00
07509	JANITOR SUPPLIES	4,500.00	325.92	1,512.60	2,987.40	33.61
07514	RANGE SUPPLIES	10,300.00	310.00	1,037.90	9,262.10	10.07
07515	CAMERA SUPPLIES	500.00		245.72	254.28	49.14
07520	COMPUTER EQUIP SUPPLIES	3,000.00		3,103.11	103.11-	103.43
07530	MEDICAL SUPPLIES	600.00		195.05	404.95	32.50

FUND 010000 GENERAL FUND
ORG 1202 POLICE ADMINISRATION

ACCT		ANNUAL BUDGET	EXPENSES THIS PERIOD	EXPENSES YEAR TO DATE	REMAINING BALANCE	PERCENT EXPENDED
07539	SOFTWARE PURCHASES	2,500.00		1,520.40	979.60	60.81
07599	MISCELLANEOUS SUPPLIES	6,000.00	251.14	3,886.27	2,113.73	64.77
TOTAL P-ACCT 07500		37,725.00	1,552.06	17,611.83	20,113.17	46.68
P-ACCT 07600	REPAIRS & MAINTENANCE					
07601	BUILDINGS	18,000.00	8,672.90	16,944.33	1,055.67	94.13
07602	OFFICE EQUIPMENT	9,100.00	2,239.95	7,359.90	1,740.10	80.87
07604	RADIOS	3,500.00			3,500.00	
07611	PARKING METERS	8,000.00	304.28	1,754.28	6,245.72	21.92
07618	GENERAL EQUIPMENT	6,000.00		4,952.00	1,048.00	82.53
TOTAL P-ACCT 07600		44,600.00	11,217.13	31,010.51	13,589.49	69.53
P-ACCT 07700	OTHER EXPENSES					
07701	CONFERENCES/STAFF DEV	9,350.00	135.72-	7,075.16	2,274.84	75.67
07702	MEMBERSHIP/SUBSCRIPTIONS	6,535.00	205.00	5,883.00	652.00	90.02
07719	FLAGG CREEK SEWER CHARGE	300.00			300.00	
07735	EDUCATIONAL TRAINING	22,000.00	2,728.71	12,938.46	9,061.54	58.81
07736	PERSONNEL	1,000.00	235.00	1,691.50	691.50-	169.15
07737	MILEAGE REIMBURSEMENT	1,500.00	411.33	2,009.07	509.07-	133.93
TOTAL P-ACCT 07700		40,685.00	3,444.32	29,597.19	11,087.81	72.74
P-ACCT 07800	RISK MANAGEMENT					
07810	IRMA PREMIUMS	69,555.00	46,311.17	46,311.17	23,243.83	66.58
07812	SELF-INSURED DEDUCTIBLE	30,000.00	439.00	5,042.25	24,957.75	16.80
TOTAL P-ACCT 07800		99,555.00	46,750.17	51,353.42	48,201.58	51.58
P-ACCT 07900	CAPITAL OUTLAY					
07909	BUILDINGS	84,000.00	31,261.57	43,011.57	40,988.43	51.20
07918	GENERAL EQUIPMENT	20,000.00			20,000.00	
TOTAL P-ACCT 07900		104,000.00	31,261.57	43,011.57	60,988.43	41.35
TOTAL ORG 1202		2,193,657.00	222,696.59	1,395,548.50	798,108.50	63.61

FUND 010000 GENERAL FUND
ORG 1211 PRO-ACTIVE PATROL

ACCT		ANNUAL BUDGET	EXPENSES THIS PERIOD	EXPENSES YEAR TO DATE	REMAINING BALANCE	PERCENT EXPENDED
P-ACCT 07000	PERSONAL SERVICES					
07001	SALARIES & WAGES	1,752,406.00	128,415.42	1,047,375.70	705,030.30	59.76
07002	OVERTIME	125,000.00	16,088.56	124,017.64	982.36	99.21
07005	LONGEVITY PAY	10,300.00		9,600.00	700.00	93.20
07008	REIMBURSABLE OVERTIME	50,000.00	2,232.66	30,736.19	19,263.81	61.47
07009	EXTRA DETAIL-GRANT		3,118.80	21,970.75	21,970.75-	
07105	MEDICARE	28,097.00	2,081.47	17,045.48	11,051.52	60.66
07106	POLICE PENSION	535,694.00	6,884.35	492,180.21	43,513.79	91.87
07111	EMPLOYEE INSURANCE	246,328.00	20,809.71	167,222.73	79,105.27	67.88
TOTAL P-ACCT 07000		2,747,825.00	179,630.97	1,910,148.70	837,676.30	69.51
P-ACCT 07500	MATERIALS & SUPPLIES					
07503	GASOLINE & OIL	61,000.00	3,556.98	34,552.77	26,447.23	56.64
07504	UNIFORMS	23,500.00	1,674.24	13,753.83	9,746.17	58.52
07525	EMERGENCY MANAGEMENT	1,250.00			1,250.00	
07599	MISCELLANEOUS SUPPLIES	6,000.00	161.20	1,009.30	4,990.70	16.82
TOTAL P-ACCT 07500		91,750.00	5,392.42	49,315.90	42,434.10	53.75
P-ACCT 07600	REPAIRS & MAINTENANCE					
07603	MOTOR VEHICLES	27,000.00	1,170.96	19,282.38	7,717.62	71.41
TOTAL P-ACCT 07600		27,000.00	1,170.96	19,282.38	7,717.62	71.41
P-ACCT 07900	CAPITAL OUTLAY					
07902	MOTOR VEHICLES	113,000.00		29,889.41	83,110.59	26.45
TOTAL P-ACCT 07900		113,000.00		29,889.41	83,110.59	26.45
TOTAL ORG 1211		2,979,575.00	186,194.35	2,008,636.39	970,938.61	67.41

FUND 010000
ORG 1500 FIRE DEPARTMENT

ACCT		ANNUAL BUDGET	EXPENSES THIS PERIOD	EXPENSES YEAR TO DATE	REMAINING BALANCE	PERCENT EXPENDED
P-ACCT 07000	PERSONAL SERVICES					
07001	SALARIES & WAGES	2,119,290.00	162,868.70	1,318,537.93	800,752.07	62.21
07002	OVERTIME	200,000.00	19,394.07	94,638.12	105,361.88	47.31
07003	TEMPORARY HELP	54,172.00	1,038.16	20,956.81	33,215.19	38.68
07005	LONGEVITY PAY	9,800.00		9,800.00		100.00
07099	WATER FUND COST ALLOC.	17,734.00-	1,477.83-	11,822.64-	5,911.36-	66.66
07101	SOCIAL SECURITY	10,873.00	615.65	5,804.53	5,068.47	53.38
07102	IMRF	17,087.00	1,233.36	10,111.31	6,975.69	59.17
07105	MEDICARE	29,827.00	2,419.52	19,057.90	10,769.10	63.89
07107	FIREFIGHTERS' PENSION	723,075.00	9,866.57	667,298.08	55,776.92	92.28
07111	EMPLOYEE INSURANCE	375,695.00	32,092.75	252,991.76	122,703.24	67.33
TOTAL P-ACCT 07000		3,522,085.00	228,050.95	2,387,373.80	1,134,711.20	67.78
P-ACCT 07300	CONTRACTUAL SERVICES					
07306	BUILDINGS & GROUNDS	600.00	40.00	675.00	75.00-	112.50
07307	CUSTODIAL	3,000.00	153.96	1,614.43	1,385.57	53.81
07308	DISPATCH SERVICES	76,500.00	6,077.84	54,700.56	21,799.44	71.50
07399	MISCELLANEOUS CONTR SVCS	10,820.00	125.00	10,880.00	60.00-	100.55
TOTAL P-ACCT 07300		90,920.00	6,396.80	67,869.99	23,050.01	74.64
P-ACCT 07400	OTHER SERVICES					
07401	POSTAGE	750.00	95.59	519.52	230.48	69.26
07402	UTILITIES	8,500.00	947.10	2,703.45	5,796.55	31.80
07403	TELECOMMUNICATIONS	11,000.00	590.25	6,695.34	4,304.66	60.86
07419	PRINTING & PUBLICATIONS	850.00			850.00	
TOTAL P-ACCT 07400		21,100.00	1,632.94	9,918.31	11,181.69	47.00
P-ACCT 07500	MATERIALS & SUPPLIES					
07501	OFFICE SUPPLIES	4,000.00	799.30	3,639.80	360.20	90.99
07503	GASOLINE & OIL	21,600.00	1,281.65	14,326.03	7,273.97	66.32
07504	UNIFORMS	13,000.00	1,444.56	9,988.72	3,011.28	76.83
07506	MOTOR VEHICLE SUPPLIES	250.00		53.58	196.42	21.43
07507	BUILDING SUPPLIES	6,000.00	601.96	3,703.38	2,296.62	61.72
07508	LICENSES & PERMITS	350.00	40.00	121.25	228.75	34.64
07510	TOOLS	5,000.00		4,705.10	294.90	94.10
07515	CAMERA SUPPLIES	200.00			200.00	
07520	COMPUTER EQUIP SUPPLIES	2,350.00	8.96	661.91	1,688.09	28.16
07530	MEDICAL SUPPLIES	7,550.00	712.75	4,153.68	3,396.32	55.01
07531	FIRE PREVENTION	2,000.00		1,843.84	156.16	92.19
07532	OXYGEN & AIR SUPPLIES	875.00	7.75	354.24	520.76	40.48
07533	HAZMAT SUPPLIES	3,350.00	1,127.60	3,028.60	321.40	90.40
07534	FIRE SUPPRESSION SUPPLIES	3,000.00		2,426.16	573.84	80.87
07535	FIRE INSPECTION SUPPLIES	225.00	73.00	73.00	152.00	32.44
07536	INFECTION CONTROL SUPPLY	1,500.00		275.55	1,224.45	18.37
07537	SAFETY SUPPLIES	500.00		218.42	281.58	43.68

FUND 010000
ORG 1500 FIRE DEPARTMENT

ACCT		ANNUAL BUDGET	EXPENSES THIS PERIOD	EXPENSES YEAR TO DATE	REMAINING BALANCE	PERCENT EXPENDED
07539	SOFTWARE PURCHASES	7,650.00		1,480.99	6,169.01	19.35
TOTAL P-ACCT 07500		79,400.00	6,097.53	51,054.25	28,345.75	64.30
P-ACCT 07600	REPAIRS & MAINTENANCE					
07601	BUILDINGS	6,000.00	1,928.27	3,542.62	2,457.38	59.04
07602	OFFICE EQUIPMENT	1,350.00		1,524.90	174.90-	112.95
07603	MOTOR VEHICLES	44,000.00	38.78	30,692.35	13,307.65	69.75
07604	RADIOS	6,750.00	306.00	1,873.00	4,877.00	27.74
07606	COMPUTER EQUIPMENT	1,600.00	1,080.00	1,564.96	35.04	97.81
07618	GENERAL EQUIPMENT	14,500.00	470.45	7,698.50	6,801.50	53.09
TOTAL P-ACCT 07600		74,200.00	3,823.50	46,896.33	27,303.67	63.20
P-ACCT 07700	OTHER EXPENSES					
07701	CONFERENCES/STAFF DEV	3,700.00		2,082.33	1,617.67	56.27
07702	MEMBERSHIP/SUBSCRIPTIONS	8,660.00		660.18	7,999.82	7.62
07703	EMPLOYEE RELATIONS		474.00	474.00	474.00-	
07719	FLAGG CREEK SEWER CHARGE	250.00			250.00	
07729	BOND PRINCIPAL PAYMENT	98,124.00		98,123.93	.07	99.99
07735	EDUCATIONAL TRAINING	14,940.00	200.00	10,607.99	4,332.01	71.00
07736	PERSONNEL	500.00	30.00	293.63	206.37	58.72
07749	INTEREST EXPENSE	17,262.00	7,702.89	17,255.82	6.18	99.96
TOTAL P-ACCT 07700		143,436.00	8,406.89	129,497.88	13,938.12	90.28
P-ACCT 07800	RISK MANAGEMENT					
07810	IRMA PREMIUMS	58,737.00	39,108.32	39,108.32	19,628.68	66.58
07812	SELF-INSURED DEDUCTIBLE	20,000.00	2,350.60	5,326.58	14,673.42	26.63
TOTAL P-ACCT 07800		78,737.00	41,458.92	44,434.90	34,302.10	56.43
P-ACCT 07900	CAPITAL OUTLAY					
07902	MOTOR VEHICLES			435,132.00	435,132.00-	
07909	BUILDINGS	25,000.00	10,970.74	10,970.74	14,029.26	43.88
TOTAL P-ACCT 07900		25,000.00	10,970.74	446,102.74	421,102.74-	1,784.41
TOTAL ORG 1500		4,034,878.00	306,838.27	3,183,148.20	851,729.80	78.89

FUND 010000 GENERAL FUND
ORG 1502 FIRE ADMINISTRATION

ACCT		ANNUAL BUDGET	EXPENSES THIS PERIOD	EXPENSES YEAR TO DATE	REMAINING BALANCE	PERCENT EXPENDED
P-ACCT 07000	PERSONAL SERVICES					
07001	SALARIES & WAGES	251,680.00	19,328.22	156,733.82	94,946.18	62.27
07003	TEMPORARY HELP	54,172.00	1,038.16	20,956.81	33,215.19	38.68
07005	LONGEVITY PAY	1,400.00		1,400.00		100.00
07099	WATER FUND COST ALLOC.	17,734.00-	1,477.83-	11,822.64-	5,911.36-	66.66
07101	SOCIAL SECURITY	10,873.00	615.65	5,804.53	5,068.47	53.38
07102	IMRF	17,087.00	1,233.36	10,111.31	6,975.69	59.17
07105	MEDICARE	4,455.00	286.16	2,521.24	1,933.76	56.59
07107	FIREFIGHTERS' PENSION	32,867.00	448.48	30,331.73	2,535.27	92.28
07111	EMPLOYEE INSURANCE	37,295.00	3,055.44	24,285.06	13,009.94	65.11
TOTAL P-ACCT 07000		392,095.00	24,527.64	240,321.86	151,773.14	61.29
P-ACCT 07300	CONTRACTUAL SERVICES					
07306	BUILDINGS & GROUNDS	600.00	40.00	675.00	75.00-	112.50
07307	CUSTODIAL	3,000.00	153.96	1,614.43	1,385.57	53.81
07308	DISPATCH SERVICES	76,500.00	6,077.84	54,700.56	21,799.44	71.50
07399	MISCELLANEOUS CONTR SVCS	9,420.00	125.00	10,880.00	1,460.00-	115.49
TOTAL P-ACCT 07300		89,520.00	6,396.80	67,869.99	21,650.01	75.81
P-ACCT 07400	OTHER SERVICES					
07401	POSTAGE	750.00	95.59	519.52	230.48	69.26
07402	UTILITIES	8,500.00	947.10	2,703.45	5,796.55	31.80
07403	TELECOMMUNICATIONS	11,000.00	590.25	6,695.34	4,304.66	60.86
07419	PRINTING & PUBLICATIONS	600.00			600.00	
TOTAL P-ACCT 07400		20,850.00	1,632.94	9,918.31	10,931.69	47.56
P-ACCT 07500	MATERIALS & SUPPLIES					
07501	OFFICE SUPPLIES	4,000.00	799.30	3,639.80	360.20	90.99
07503	GASOLINE & OIL	6,100.00	529.28	4,448.31	1,651.69	72.92
07504	UNIFORMS	2,000.00	48.75	697.37	1,302.63	34.86
07506	MOTOR VEHICLE SUPPLIES	250.00		53.58	196.42	21.43
07507	BUILDING SUPPLIES	6,000.00	601.96	3,703.38	2,296.62	61.72
07508	LICENSES & PERMITS		40.00	40.00	40.00-	
07515	CAMERA SUPPLIES	200.00			200.00	
07520	COMPUTER EQUIP SUPPLIES	2,350.00	8.96	661.91	1,688.09	28.16
07531	FIRE PREVENTION	2,000.00		1,843.84	156.16	92.19
07535	FIRE INSPECTION SUPPLIES	225.00	73.00	73.00	152.00	32.44
07539	SOFTWARE PURCHASES	7,650.00		1,480.99	6,169.01	19.35
TOTAL P-ACCT 07500		30,775.00	2,101.25	16,642.18	14,132.82	54.07
P-ACCT 07600	REPAIRS & MAINTENANCE					
07601	BUILDINGS	6,000.00	1,913.27	3,527.62	2,472.38	58.79
07602	OFFICE EQUIPMENT	1,350.00		1,524.90	174.90-	112.95
07603	MOTOR VEHICLES	2,500.00		1,264.74	1,235.26	50.58

FUND 010000 GENERAL FUND
ORG 1502 FIRE ADMINISTRATION

ACCT		ANNUAL BUDGET	EXPENSES THIS PERIOD	EXPENSES YEAR TO DATE	REMAINING BALANCE	PERCENT EXPENDED
07606	COMPUTER EQUIPMENT	1,600.00	1,080.00	1,564.96	35.04	97.81
07618	GENERAL EQUIPMENT	500.00			500.00	
TOTAL P-ACCT 07600		11,950.00	2,993.27	7,882.22	4,067.78	65.96
P-ACCT 07700	OTHER EXPENSES					
07701	CONFERENCES/STAFF DEV	2,000.00		1,819.14	180.86	90.95
07702	MEMBERSHIP/SUBSCRIPTIONS	8,660.00		660.18	7,999.82	7.62
07703	EMPLOYEE RELATIONS		474.00	474.00	474.00-	
07719	FLAGG CREEK SEWER CHARGE	250.00			250.00	
07735	EDUCATIONAL TRAINING	2,440.00		1,302.83	1,137.17	53.39
TOTAL P-ACCT 07700		13,350.00	474.00	4,256.15	9,093.85	31.88
P-ACCT 07800	RISK MANAGEMENT					
07810	IRMA PREMIUMS	58,737.00	39,108.32	39,108.32	19,628.68	66.58
07812	SELF-INSURED DEDUCTIBLE	20,000.00	2,350.60	5,326.58	14,673.42	26.63
TOTAL P-ACCT 07800		78,737.00	41,458.92	44,434.90	34,302.10	56.43
P-ACCT 07900	CAPITAL OUTLAY					
07909	BUILDINGS	25,000.00	10,970.74	10,970.74	14,029.26	43.88
TOTAL P-ACCT 07900		25,000.00	10,970.74	10,970.74	14,029.26	43.88
TOTAL ORG 1502		662,277.00	90,555.56	402,296.35	259,980.65	60.74

FUND 010000 GENERAL FUND
ORG 1531 EMERGENCY SERVICES

ACCT		ANNUAL BUDGET	EXPENSES THIS PERIOD	EXPENSES YEAR TO DATE	REMAINING BALANCE	PERCENT EXPENDED
P-ACCT 07000	PERSONAL SERVICES					
07001	SALARIES & WAGES	1,867,610.00	143,540.48	1,161,804.11	705,805.89	62.20
07002	OVERTIME	200,000.00	19,394.07	94,638.12	105,361.88	47.31
07005	LONGEVITY PAY	8,400.00		8,400.00		100.00
07105	MEDICARE	25,372.00	2,133.36	16,536.66	8,835.34	65.17
07107	FIREFIGHTERS' PENSION	690,208.00	9,418.09	636,966.35	53,241.65	92.28
07111	EMPLOYEE INSURANCE	338,400.00	29,037.31	228,706.70	109,693.30	67.58
TOTAL P-ACCT 07000		3,129,990.00	203,523.31	2,147,051.94	982,938.06	68.59
P-ACCT 07300	CONTRACTUAL SERVICES					
07399	MISCELLANEOUS CONTR SVCS	1,400.00			1,400.00	
TOTAL P-ACCT 07300		1,400.00			1,400.00	
P-ACCT 07400	OTHER SERVICES					
07419	PRINTING & PUBLICATIONS	250.00			250.00	
TOTAL P-ACCT 07400		250.00			250.00	
P-ACCT 07500	MATERIALS & SUPPLIES					
07503	GASOLINE & OIL	15,500.00	752.37	9,877.72	5,622.28	63.72
07504	UNIFORMS	11,000.00	1,395.81	9,291.35	1,708.65	84.46
07508	LICENSES & PERMITS	350.00		81.25	268.75	23.21
07510	TOOLS	5,000.00		4,705.10	294.90	94.10
07530	MEDICAL SUPPLIES	7,550.00	712.75	4,153.68	3,396.32	55.01
07532	OXYGEN & AIR SUPPLIES	875.00	7.75	354.24	520.76	40.48
07533	HAZMAT SUPPLIES	3,350.00	1,127.60	3,028.60	321.40	90.40
07534	FIRE SUPPRESSION SUPPLIES	3,000.00		2,426.16	573.84	80.87
07536	INFECTION CONTROL SUPPLY	1,500.00		275.55	1,224.45	18.37
07537	SAFETY SUPPLIES	500.00		218.42	281.58	43.68
TOTAL P-ACCT 07500		48,625.00	3,996.28	34,412.07	14,212.93	70.77
P-ACCT 07600	REPAIRS & MAINTENANCE					
07601	BUILDINGS		15.00	15.00	15.00-	
07603	MOTOR VEHICLES	41,500.00	38.78	29,427.61	12,072.39	70.90
07604	RADIOS	6,750.00	306.00	1,873.00	4,877.00	27.74
07618	GENERAL EQUIPMENT	14,000.00	470.45	7,698.50	6,301.50	54.98
TOTAL P-ACCT 07600		62,250.00	830.23	39,014.11	23,235.89	62.67
P-ACCT 07700	OTHER EXPENSES					
07701	CONFERENCES/STAFF DEV	1,700.00		263.19	1,436.81	15.48
07729	BOND PRINCIPAL PAYMENT	98,124.00		98,123.93	.07	99.99
07735	EDUCATIONAL TRAINING	12,500.00	200.00	9,305.16	3,194.84	74.44
07736	PERSONNEL	500.00	30.00	293.63	206.37	58.72

FUND 010000 GENERAL FUND
ORG 1531 EMERGENCY SERVICES

ACCT		ANNUAL BUDGET	EXPENSES THIS PERIOD	EXPENSES YEAR TO DATE	REMAINING BALANCE	PERCENT EXPENDED
07749	INTEREST EXPENSE	17,262.00	7,702.89	17,255.82	6.18	99.96
TOTAL P-ACCT 07700		130,086.00	7,932.89	125,241.73	4,844.27	96.27
P-ACCT 07900	CAPITAL OUTLAY					
07902	MOTOR VEHICLES			435,132.00	435,132.00-	
TOTAL P-ACCT 07900				435,132.00	435,132.00-	
TOTAL ORG 1531		3,372,601.00	216,282.71	2,780,851.85	591,749.15	82.45

FUND 010000
ORG 2200 PUBLIC SERVICES

ACCT		ANNUAL BUDGET	REVENUE/EXPENSE THIS PERIOD	REVENUE/EXPENSE YEAR TO DATE	REMAINING BALANCE	% RECEIVED/ EXPENDED
P-ACCT 07000	PERSONAL SERVICES					
07001	SALARIES & WAGES	936,839.00	62,498.96	585,021.44	351,817.56	62.44
07002	OVERTIME	65,000.00	4,754.10	29,542.56	35,457.44	45.45
07003	TEMPORARY HELP	39,800.00	7,359.75	58,609.00	18,809.00-	147.25
07005	LONGEVITY PAY	4,500.00		3,700.00	800.00	82.22
07099	WATER FUND COST ALLOC.	122,947.00-	10,245.58-	81,964.64-	40,982.36-	66.66
07101	SOCIAL SECURITY	63,383.00	3,910.85	39,716.70	23,666.30	62.66
07102	IMRF	143,406.00	9,310.41	87,295.57	56,110.43	60.87
07105	MEDICARE	15,168.00	1,054.60	9,478.31	5,689.69	62.48
07111	EMPLOYEE INSURANCE	181,346.00	16,291.27	137,606.54	43,739.46	75.88
TOTAL P-ACCT 07000		1,326,495.00	94,934.36	869,005.48	457,489.52	65.51
P-ACCT 07200	PROFESSIONAL SERVICES					
07299	MISC PROFESSIONAL SERVICE	5,000.00			5,000.00	
TOTAL P-ACCT 07200		5,000.00			5,000.00	
P-ACCT 07300	CONTRACTUAL SERVICES					
07301	STREET SWEEPING	40,000.00	9,443.28	34,641.14	5,358.86	86.60
07303	MOSQUITO ABATEMENT	60,000.00		55,496.00	4,504.00	92.49
07304	TREE REMOVALS	133,000.00	73,444.00	108,966.00	24,034.00	81.92
07306	BUILDINGS & GROUNDS	12,500.00	1,293.44	6,921.50	5,578.50	55.37
07307	CUSTODIAL	43,000.00	650.38	22,505.07	20,494.93	52.33
07310	TRAFFIC SIGNALS	1,000.00		24.00	976.00	2.40
07312	LANDSCAPING	22,000.00		16,721.31	5,278.69	76.00
07319	TREE TRIMMING	64,000.00		8,372.00	55,628.00	13.08
07320	ELM TREE FUNGICIDE PROG	165,518.00		139,895.25	25,622.75	84.51
07399	MISCELLANEOUS CONTR SVCS	38,700.00	2,426.00	27,117.65	11,582.35	70.07
TOTAL P-ACCT 07300		579,718.00	87,257.10	420,659.92	159,058.08	72.56
P-ACCT 07400	OTHER SERVICES					
07401	POSTAGE	1,000.00	80.31	850.40	149.60	85.04
07402	UTILITIES	144,375.00	14,870.43	75,281.35	69,093.65	52.14
07403	TELECOMMUNICATIONS	16,000.00	2,439.38	12,079.29	3,920.71	75.49
07405	DUMPING	23,000.00	5,987.85	16,962.61	6,037.39	73.75
07409	EQUIPMENT RENTAL	750.00		3,200.00	2,450.00-	426.66
07411	HOLIDAY DECORATING	8,000.00	7,925.68	8,287.68	287.68-	103.59
07499	MISCELLANEOUS SERVICES	75.00		24.00	51.00	32.00
TOTAL P-ACCT 07400		193,200.00	31,303.65	116,685.33	76,514.67	60.39
P-ACCT 07500	MATERIALS & SUPPLIES					
07501	OFFICE SUPPLIES	1,200.00	221.37	2,133.72	933.72-	177.81
07503	GASOLINE & OIL	39,000.00	1,128.80	18,627.81	20,372.19	47.76
07504	UNIFORMS	12,600.00	1,252.32	10,023.21	2,576.79	79.54
07505	CHEMICALS	75,500.00	23,248.21	24,575.53	50,924.47	32.55

FUND 010000
ORG 2200 PUBLIC SERVICES

ACCT		ANNUAL BUDGET	REVENUE/EXPENSE THIS PERIOD	REVENUE/EXPENSE YEAR TO DATE	REMAINING BALANCE	% RECEIVED/ EXPENDED
07506	MOTOR VEHICLE SUPPLIES	1,500.00		396.00	1,104.00	26.40
07507	BUILDING SUPPLIES	4,800.00		819.17	3,980.83	17.06
07508	LICENSES & PERMITS	350.00		61.41	288.59	17.54
07509	JANITOR SUPPLIES	5,000.00	650.24	3,111.66	1,888.34	62.23
07510	TOOLS	5,800.00	1,294.05	3,440.31	2,359.69	59.31
07515	CAMERA SUPPLIES	300.00			300.00	
07518	LABORATORY SUPPLIES	500.00			500.00	
07519	TREES	65,575.00	14,374.00	55,935.25	9,639.75	85.29
07520	COMPUTER EQUIP SUPPLIES	650.00	650.44	650.44	.44-	100.06
07530	MEDICAL SUPPLIES	725.00	111.51	436.63	288.37	60.22
07599	MISCELLANEOUS SUPPLIES	8,800.00	427.58	4,083.92	4,716.08	46.40
TOTAL P-ACCT 07500		222,300.00	43,358.52	124,295.06	98,004.94	55.91
P-ACCT 07600	REPAIRS & MAINTENANCE					
07601	BUILDINGS	17,800.00	2,058.63	32,610.89	14,810.89-	183.20
07602	OFFICE EQUIPMENT	400.00		90.21	309.79	22.55
07603	MOTOR VEHICLES	32,050.00	6,382.19	61,552.84	29,502.84-	192.05
07604	RADIOS	2,800.00		9,486.79	6,686.79-	338.81
07605	GROUNDS	1,500.00		1,550.00	50.00-	103.33
07615	STREETS & ALLEYS	53,900.00	552.57	29,885.21	24,014.79	55.44
07618	GENERAL EQUIPMENT	1,250.00	80.74	1,391.10	141.10-	111.28
07619	TRAFFIC & STREET LIGHTS	7,000.00	980.68	1,777.84	5,222.16	25.39
07622	TRAFFIC & STREET SIGNS	11,800.00	1,705.60	12,217.69	417.69-	103.53
07699	MISCELLANEOUS REPAIRS	800.00	.79	1,312.60	512.60-	164.07
TOTAL P-ACCT 07600		129,300.00	11,761.20	151,875.17	22,575.17-	117.45
P-ACCT 07700	OTHER EXPENSES					
07701	CONFERENCES/STAFF DEV	1,350.00		370.00	980.00	27.40
07702	MEMBERSHIP/SUBSCRIPTIONS	2,000.00	100.00	885.00	1,115.00	44.25
07719	FLAGG CREEK SEWER CHARGE	500.00	85.80	1,280.33	780.33-	256.06
07735	EDUCATIONAL TRAINING	2,950.00	2,284.27	2,434.27	515.73	82.51
07736	PERSONNEL	1,800.00		1,733.50	66.50	96.30
TOTAL P-ACCT 07700		8,600.00	2,470.07	6,703.10	1,896.90	77.94
P-ACCT 07800	RISK MANAGEMENT					
07810	IRMA PREMIUMS	36,158.00	24,074.75	24,074.75	12,083.25	66.58
07812	SELF-INSURED DEDUCTIBLE	20,000.00	68.10	10,241.33	9,758.67	51.20
TOTAL P-ACCT 07800		56,158.00	24,142.85	34,316.08	21,841.92	61.10
P-ACCT 07900	CAPITAL OUTLAY					
07902	MOTOR VEHICLES			549.19	549.19-	
07909	BUILDINGS	335,500.00	6,050.00	70,640.58	264,859.42	21.05

FUND 010000
ORG 2200 PUBLIC SERVICES

ACCT		ANNUAL BUDGET	REVENUE/EXPENSE THIS PERIOD	REVENUE/EXPENSE YEAR TO DATE	REMAINING BALANCE	% RECEIVED/ EXPENDED
07918	GENERAL EQUIPMENT	393,500.00	41,314.00	76,343.39	317,156.61	19.40
TOTAL P-ACCT 07900		729,000.00	47,364.00	147,533.16	581,466.84	20.23
	TOTAL EXPENDITURES	3,249,771.00	342,591.75	1,871,073.30	1,378,697.70	57.57
TOTAL ORG 2200		3,249,771.00	342,591.75	1,871,073.30	1,378,697.70	57.57

FUND 010000 GENERAL FUND
ORG 2201 SUPPORT SERVICES

ACCT		ANNUAL BUDGET	EXPENSES THIS PERIOD	EXPENSES YEAR TO DATE	REMAINING BALANCE	PERCENT EXPENDED
P-ACCT 07000	PERSONAL SERVICES					
07001	SALARIES & WAGES	319,448.00	15,293.80	206,338.42	113,109.58	64.59
07002	OVERTIME	500.00	945.00	1,231.88	731.88-	246.37
07003	TEMPORARY HELP		6,570.00	13,331.25	13,331.25-	
07005	LONGEVITY PAY	1,600.00		800.00	800.00	50.00
07099	WATER FUND COST ALLOC.	122,947.00-	10,245.58-	81,964.64-	40,982.36-	66.66
07101	SOCIAL SECURITY	18,458.00	793.33	11,836.07	6,621.93	64.12
07102	IMRF	45,413.00	2,155.88	28,847.06	16,565.94	63.52
07105	MEDICARE	4,662.00	325.49	2,957.74	1,704.26	63.44
07111	EMPLOYEE INSURANCE	37,507.00	3,988.60	36,351.38	1,155.62	96.91
TOTAL P-ACCT 07000		304,641.00	19,826.52	219,729.16	84,911.84	72.12
P-ACCT 07300	CONTRACTUAL SERVICES					
07303	MOSQUITO ABATEMENT	60,000.00		55,496.00	4,504.00	92.49
07307	CUSTODIAL		131.24	229.67	229.67-	
TOTAL P-ACCT 07300		60,000.00	131.24	55,725.67	4,274.33	92.87
P-ACCT 07400	OTHER SERVICES					
07401	POSTAGE	1,000.00	80.31	850.40	149.60	85.04
07402	UTILITIES	128,375.00	27,148.99	67,093.95	61,281.05	52.26
07403	TELECOMMUNICATIONS	14,000.00	2,247.28	10,325.17	3,674.83	73.75
TOTAL P-ACCT 07400		143,375.00	29,476.58	78,269.52	65,105.48	54.59
P-ACCT 07500	MATERIALS & SUPPLIES					
07501	OFFICE SUPPLIES	1,200.00	221.37	2,133.72	933.72-	177.81
07504	UNIFORMS	2,000.00	63.60	1,343.80	656.20	67.19
07506	MOTOR VEHICLE SUPPLIES	1,500.00		396.00	1,104.00	26.40
07507	BUILDING SUPPLIES	3,800.00		300.00	3,500.00	7.89
07509	JANITOR SUPPLIES		233.60	368.57	368.57-	
07510	TOOLS	500.00		342.56	157.44	68.51
07520	COMPUTER EQUIP SUPPLIES	650.00	650.44	650.44	.44-	100.06
07530	MEDICAL SUPPLIES	300.00		44.43	255.57	14.81
07599	MISCELLANEOUS SUPPLIES	2,800.00	158.22	2,373.52	426.48	84.76
TOTAL P-ACCT 07500		12,750.00	1,327.23	7,953.04	4,796.96	62.37
P-ACCT 07600	REPAIRS & MAINTENANCE					
07601	BUILDINGS	4,800.00	1,122.39	12,371.96	7,571.96-	257.74
07602	OFFICE EQUIPMENT	400.00		90.21	309.79	22.55
07603	MOTOR VEHICLES	850.00	25.96	485.96	364.04	57.17
07604	RADIOS	300.00			300.00	
07699	MISCELLANEOUS REPAIRS	600.00		1,280.85	680.85-	213.47
TOTAL P-ACCT 07600		6,950.00	1,148.35	14,228.98	7,278.98-	204.73

Village of Hinsdale
TREASURER'S PROGRAM EXPENSE REPORT
RUN THRU PERIOD 8, 12/31/14, PERIOD IS CLOSED

FUND 010000 GENERAL FUND
ORG 2201 SUPPORT SERVICES

ACCT		ANNUAL BUDGET	EXPENSES THIS PERIOD	EXPENSES YEAR TO DATE	REMAINING BALANCE	PERCENT EXPENDED
P-ACCT 07700	OTHER EXPENSES					
07701	CONFERENCES/STAFF DEV	1,000.00		300.00	700.00	30.00
07702	MEMBERSHIP/SUBSCRIPTIONS	400.00		5.00	395.00	1.25
07736	PERSONNEL	1,800.00		1,733.50	66.50	96.30
TOTAL P-ACCT 07700		3,200.00		2,038.50	1,161.50	63.70
P-ACCT 07800	RISK MANAGEMENT					
07810	IRMA PREMIUMS	36,158.00	24,074.75	24,074.75	12,083.25	66.58
07812	SELF-INSURED DEDUCTIBLE	20,000.00	68.10	10,241.33	9,758.67	51.20
TOTAL P-ACCT 07800		56,158.00	24,142.85	34,316.08	21,841.92	61.10
P-ACCT 07900	CAPITAL OUTLAY					
07909	BUILDINGS	85,000.00			85,000.00	
TOTAL P-ACCT 07900		85,000.00			85,000.00	
TOTAL ORG 2201		672,074.00	76,052.77	412,260.95	259,813.05	61.34

FUND 010000 GENERAL FUND
ORG 2202 ROADWAY MAINTENANCE

ACCT		ANNUAL BUDGET	EXPENSES THIS PERIOD	EXPENSES YEAR TO DATE	REMAINING BALANCE	PERCENT EXPENDED
P-ACCT 07000	PERSONAL SERVICES					
07001	SALARIES & WAGES	239,602.00	18,348.40	146,070.57	93,531.43	60.96
07002	OVERTIME	60,000.00	3,689.60	23,320.97	36,679.03	38.86
07003	TEMPORARY HELP	39,800.00	789.75	45,277.75	5,477.75-	113.76
07005	LONGEVITY PAY	700.00		700.00		100.00
07101	SOCIAL SECURITY	21,086.00	1,304.06	12,757.49	8,328.51	60.50
07102	IMRF	42,973.00	2,932.87	23,247.32	19,725.68	54.09
07105	MEDICARE	4,931.00	304.99	2,983.72	1,947.28	60.50
07111	EMPLOYEE INSURANCE	74,047.00	6,444.00	49,309.39	24,737.61	66.59
TOTAL P-ACCT 07000		483,139.00	33,813.67	303,667.21	179,471.79	62.85
P-ACCT 07300	CONTRACTUAL SERVICES					
07301	STREET SWEEPING	40,000.00	9,443.28	34,641.14	5,358.86	86.60
07306	BUILDINGS & GROUNDS	4,500.00	1,320.44	4,052.14	447.86	90.04
07307	CUSTODIAL	12,000.00		7,414.01	4,585.99	61.78
07310	TRAFFIC SIGNALS	1,000.00		24.00	976.00	2.40
07312	LANDSCAPING	22,000.00		16,721.31	5,278.69	76.00
07399	MISCELLANEOUS CONTR SVCS	22,200.00		14,235.49	7,964.51	64.12
TOTAL P-ACCT 07300		101,700.00	10,763.72	77,088.09	24,611.91	75.79
P-ACCT 07400	OTHER SERVICES					
07403	TELECOMMUNICATIONS			244.05	244.05-	
07405	DUMPING	20,000.00	5,862.85	15,362.61	4,637.39	76.81
07409	EQUIPMENT RENTAL	750.00			750.00	
07411	HOLIDAY DECORATING	8,000.00	7,925.68	8,287.68	287.68-	103.59
07499	MISCELLANEOUS SERVICES	75.00		24.00	51.00	32.00
TOTAL P-ACCT 07400		28,825.00	13,788.53	23,918.34	4,906.66	82.97
P-ACCT 07500	MATERIALS & SUPPLIES					
07503	GASOLINE & OIL	22,000.00	282.25	9,360.52	12,639.48	42.54
07504	UNIFORMS	6,000.00	897.71	5,354.95	645.05	89.24
07505	CHEMICALS	74,000.00	22,885.61	23,625.61	50,374.39	31.92
07508	LICENSES & PERMITS	350.00		61.41	288.59	17.54
07510	TOOLS	1,500.00	411.96	996.83	503.17	66.45
07515	CAMERA SUPPLIES	300.00			300.00	
07599	MISCELLANEOUS SUPPLIES	6,000.00	269.36	1,710.40	4,289.60	28.50
TOTAL P-ACCT 07500		110,150.00	24,746.89	41,109.72	69,040.28	37.32
P-ACCT 07600	REPAIRS & MAINTENANCE					
07601	BUILDINGS		5.96	5.96	5.96-	
07603	MOTOR VEHICLES	25,600.00	5,673.91	46,949.01	21,349.01-	183.39
07604	RADIOS	1,500.00			1,500.00	
07605	GROUNDS	1,000.00		97.50	902.50	9.75
07615	STREETS & ALLEYS	53,900.00	552.57	29,885.21	24,014.79	55.44

FUND 010000 GENERAL FUND
ORG 2202 ROADWAY MAINTENANCE

ACCT		ANNUAL BUDGET	EXPENSES THIS PERIOD	EXPENSES YEAR TO DATE	REMAINING BALANCE	PERCENT EXPENDED
07619	TRAFFIC & STREET LIGHTS	7,000.00	980.68	1,777.84	5,222.16	25.39
07622	TRAFFIC & STREET SIGNS	11,800.00	1,705.60	12,217.69	417.69-	103.53
TOTAL P-ACCT 07600		100,800.00	8,918.72	90,933.21	9,866.79	90.21
P-ACCT 07700	OTHER EXPENSES					
07719	FLAGG CREEK SEWER CHARGE	200.00			200.00	
07735	EDUCATIONAL TRAINING	1,100.00	925.00	1,075.00	25.00	97.72
TOTAL P-ACCT 07700		1,300.00	925.00	1,075.00	225.00	82.69
P-ACCT 07900	CAPITAL OUTLAY					
07902	MOTOR VEHICLES			549.19	549.19-	
07909	BUILDINGS		5,350.00	5,350.00	5,350.00-	
07918	GENERAL EQUIPMENT	393,500.00	41,314.00	76,343.39	317,156.61	19.40
TOTAL P-ACCT 07900		393,500.00	46,664.00	82,242.58	311,257.42	20.90
TOTAL ORG 2202		1,219,414.00	139,620.53	620,034.15	599,379.85	50.84

FUND 010000 GENERAL FUND
ORG 2203 TREE PRESERVATION

ACCT		ANNUAL BUDGET	EXPENSES THIS PERIOD	EXPENSES YEAR TO DATE	REMAINING BALANCE	PERCENT EXPENDED
P-ACCT 07000	PERSONAL SERVICES					
07001	SALARIES & WAGES	211,621.00	16,234.02	131,142.41	80,478.59	61.97
07002	OVERTIME	4,000.00		3,056.88	943.12	76.42
07005	LONGEVITY PAY	600.00		600.00		100.00
07101	SOCIAL SECURITY	13,406.00	1,022.14	8,600.12	4,805.88	64.15
07102	IMRF	30,941.00	2,379.57	20,016.70	10,924.30	64.69
07105	MEDICARE	3,135.00	239.05	2,011.31	1,123.69	64.15
07111	EMPLOYEE INSURANCE	32,660.00	2,789.18	27,603.21	5,056.79	84.51
TOTAL P-ACCT 07000		296,363.00	22,663.96	193,030.63	103,332.37	65.13
P-ACCT 07300	CONTRACTUAL SERVICES					
07304	TREE REMOVALS	133,000.00	73,444.00	108,966.00	24,034.00	81.92
07319	TREE TRIMMING	64,000.00		8,372.00	55,628.00	13.08
07320	ELM TREE FUNGICIDE PROG	165,518.00		139,895.25	25,622.75	84.51
TOTAL P-ACCT 07300		362,518.00	73,444.00	257,233.25	105,284.75	70.95
P-ACCT 07400	OTHER SERVICES					
07405	DUMPING	3,000.00	125.00	1,600.00	1,400.00	53.33
07409	EQUIPMENT RENTAL			3,200.00	3,200.00-	
TOTAL P-ACCT 07400		3,000.00	125.00	4,800.00	1,800.00-	160.00
P-ACCT 07500	MATERIALS & SUPPLIES					
07503	GASOLINE & OIL	15,500.00	736.79	8,372.05	7,127.95	54.01
07504	UNIFORMS	3,000.00	118.37	2,069.38	930.62	68.97
07510	TOOLS	3,500.00	882.09	2,100.92	1,399.08	60.02
07518	LABORATORY SUPPLIES	500.00			500.00	
07519	TREES	65,575.00	14,374.00	55,935.25	9,639.75	85.29
TOTAL P-ACCT 07500		88,075.00	16,111.25	68,477.60	19,597.40	77.74
P-ACCT 07600	REPAIRS & MAINTENANCE					
07603	MOTOR VEHICLES	5,000.00	682.32	13,456.96	8,456.96-	269.13
07604	RADIOS	1,000.00		9,486.79	8,486.79-	948.67
07605	GROUNDS	500.00		1,452.50	952.50-	290.50
07699	MISCELLANEOUS REPAIRS	200.00	.79	31.75	168.25	15.87
TOTAL P-ACCT 07600		6,700.00	683.11	24,428.00	17,728.00-	364.59
P-ACCT 07700	OTHER EXPENSES					
07701	CONFERENCES/STAFF DEV	350.00		70.00	280.00	20.00
07702	MEMBERSHIP/SUBSCRIPTIONS	1,600.00	100.00	880.00	720.00	55.00

Village of Hinsdale
TREASURER'S PROGRAM EXPENSE REPORT
RUN THRU PERIOD 8, 12/31/14, PERIOD IS CLOSED

FUND 010000 GENERAL FUND
ORG 2203 TREE PRESERVATION

ACCT		ANNUAL BUDGET	EXPENSES THIS PERIOD	EXPENSES YEAR TO DATE	REMAINING BALANCE	PERCENT EXPENDED
07735	EDUCATIONAL TRAINING	1,400.00	1,359.27	1,359.27	40.73	97.09
TOTAL P-ACCT 07700		3,350.00	1,459.27	2,309.27	1,040.73	68.93
TOTAL ORG 2203		760,006.00	114,486.59	550,278.75	209,727.25	72.40

FUND 010000 GENERAL FUND
ORG 2204 BUILDING MAINTENANCE

ACCT		ANNUAL BUDGET	EXPENSES THIS PERIOD	EXPENSES YEAR TO DATE	REMAINING BALANCE	PERCENT EXPENDED
P-ACCT 07000	PERSONAL SERVICES					
07001	SALARIES & WAGES	166,168.00	12,622.74	101,470.04	64,697.96	61.06
07002	OVERTIME	500.00	119.50	1,932.83	1,432.83-	386.56
07005	LONGEVITY PAY	1,600.00		1,600.00		100.00
07101	SOCIAL SECURITY	10,433.00	791.32	6,523.02	3,909.98	62.52
07102	IMRF	24,079.00	1,842.09	15,184.49	8,894.51	63.06
07105	MEDICARE	2,440.00	185.07	1,525.54	914.46	62.52
07111	EMPLOYEE INSURANCE	37,132.00	3,069.49	24,342.56	12,789.44	65.55
TOTAL P-ACCT 07000		242,352.00	18,630.21	152,578.48	89,773.52	62.95
P-ACCT 07200	PROFESSIONAL SERVICES					
07299	MISC PROFESSIONAL SERVICE	5,000.00			5,000.00	
TOTAL P-ACCT 07200		5,000.00			5,000.00	
P-ACCT 07300	CONTRACTUAL SERVICES					
07306	BUILDINGS & GROUNDS	8,000.00	27.00-	2,869.36	5,130.64	35.86
07307	CUSTODIAL	31,000.00	519.14	14,861.39	16,138.61	47.94
07399	MISCELLANEOUS CONTR SVCS	16,500.00	2,426.00	12,882.16	3,617.84	78.07
TOTAL P-ACCT 07300		55,500.00	2,918.14	30,612.91	24,887.09	55.15
P-ACCT 07400	OTHER SERVICES					
07402	UTILITIES	16,000.00	12,278.56-	8,187.40	7,812.60	51.17
07403	TELECOMMUNICATIONS	2,000.00	192.10	1,510.07	489.93	75.50
TOTAL P-ACCT 07400		18,000.00	12,086.46-	9,697.47	8,302.53	53.87
P-ACCT 07500	MATERIALS & SUPPLIES					
07503	GASOLINE & OIL	1,500.00	109.76	895.24	604.76	59.68
07504	UNIFORMS	1,600.00	172.64	1,255.08	344.92	78.44
07505	CHEMICALS	1,500.00	362.60	949.92	550.08	63.32
07507	BUILDING SUPPLIES	1,000.00		519.17	480.83	51.91
07509	JANITOR SUPPLIES	5,000.00	416.64	2,743.09	2,256.91	54.86
07510	TOOLS	300.00			300.00	
07530	MEDICAL SUPPLIES	425.00	111.51	392.20	32.80	92.28
TOTAL P-ACCT 07500		11,325.00	1,173.15	6,754.70	4,570.30	59.64
P-ACCT 07600	REPAIRS & MAINTENANCE					
07601	BUILDINGS	13,000.00	930.28	20,232.97	7,232.97-	155.63
07603	MOTOR VEHICLES	600.00		660.91	60.91-	110.15
07618	GENERAL EQUIPMENT	1,250.00	80.74	1,391.10	141.10-	111.28
TOTAL P-ACCT 07600		14,850.00	1,011.02	22,284.98	7,434.98-	150.06
P-ACCT 07700	OTHER EXPENSES					

FUND 010000 GENERAL FUND
ORG 2204 BUILDING MAINTENANCE

ACCT		ANNUAL BUDGET	EXPENSES THIS PERIOD	EXPENSES YEAR TO DATE	REMAINING BALANCE	PERCENT EXPENDED
07719	FLAGG CREEK SEWER CHARGE	300.00	85.80	1,280.33	980.33-	426.77
07735	EDUCATIONAL TRAINING	450.00			450.00	
TOTAL P-ACCT 07700		750.00	85.80	1,280.33	530.33-	170.71
P-ACCT 07900	CAPITAL OUTLAY					
07909	BUILDINGS	250,500.00	700.00	65,290.58	185,209.42	26.06
TOTAL P-ACCT 07900		250,500.00	700.00	65,290.58	185,209.42	26.06
TOTAL ORG 2204		598,277.00	12,431.86	288,499.45	309,777.55	48.22

FUND 010000
ORG 2400 COMMUNITY DEVELOPMENT

ACCT		ANNUAL BUDGET	REVENUE/EXPENSE THIS PERIOD	REVENUE/EXPENSE YEAR TO DATE	REMAINING BALANCE	% RECEIVED/ EXPENDED
P-ACCT 07000	PERSONAL SERVICES					
07001	SALARIES & WAGES	652,093.00	41,355.41	405,675.85	246,417.15	62.21
07002	OVERTIME	2,500.00	122.87	5,825.86	3,325.86-	233.03
07003	TEMPORARY HELP	158,751.00	9,214.89	85,705.95	73,045.05	53.98
07005	LONGEVITY PAY	1,400.00		600.00	800.00	42.85
07099	WATER FUND COST ALLOC.	140,511.00-	11,709.25-	93,674.00-	46,837.00-	66.66
07101	SOCIAL SECURITY	49,348.00	2,456.94	28,595.86	20,752.14	57.94
07102	IMRF	109,149.00	7,038.99	66,690.72	42,458.28	61.10
07105	MEDICARE	11,756.00	718.67	6,835.63	4,920.37	58.14
07111	EMPLOYEE INSURANCE	86,160.00	3,885.91	59,957.17	26,202.83	69.58
TOTAL P-ACCT 07000		930,646.00	53,084.43	566,213.04	364,432.96	60.84
P-ACCT 07200	PROFESSIONAL SERVICES					
07202	ENGINEERING	1,000.00			1,000.00	
07299	MISC PROFESSIONAL SERVICE	11,500.00	226.00	3,726.00	7,774.00	32.40
TOTAL P-ACCT 07200		12,500.00	226.00	3,726.00	8,774.00	29.80
P-ACCT 07300	CONTRACTUAL SERVICES					
07309	DATA PROCESSING	9,000.00		8,640.00	360.00	96.00
07311	INSPECTORS	23,500.00	3,150.00	9,296.00	14,204.00	39.55
07313	THIRD PARTY REVIEW	50,000.00	8,159.50	95,332.37	45,332.37-	190.66
TOTAL P-ACCT 07300		82,500.00	11,309.50	113,268.37	30,768.37-	137.29
P-ACCT 07400	OTHER SERVICES					
07401	POSTAGE	4,000.00	401.95	2,994.78	1,005.22	74.86
07403	TELECOMMUNICATIONS	8,500.00	850.75	4,888.11	3,611.89	57.50
07419	PRINTING & PUBLICATIONS	1,500.00			1,500.00	
07499	MISCELLANEOUS SERVICES	6,750.00	6,318.15	7,699.65	949.65-	114.06
TOTAL P-ACCT 07400		20,750.00	7,570.85	15,582.54	5,167.46	75.09
P-ACCT 07500	MATERIALS & SUPPLIES					
07501	OFFICE SUPPLIES	5,000.00	252.54	4,460.08	539.92	89.20
07502	PUBLICATIONS	1,000.00	205.40	712.39	287.61	71.23
07503	GASOLINE & OIL	1,500.00		779.39	720.61	51.95
07504	UNIFORMS	750.00	254.38	779.01	29.01-	103.86
07510	TOOLS	1,000.00		243.57	756.43	24.35
07515	CAMERA SUPPLIES	250.00			250.00	
07520	COMPUTER EQUIP SUPPLIES	1,400.00	159.95	3,134.71	1,734.71-	223.90
07539	SOFTWARE PURCHASES	2,500.00	2,719.80	2,962.84	462.84-	118.51
07599	MISCELLANEOUS SUPPLIES	250.00		72.59	177.41	29.03
TOTAL P-ACCT 07500		13,650.00	3,592.07	13,144.58	505.42	96.29
P-ACCT 07600	REPAIRS & MAINTENANCE					

FUND 010000
ORG 2400 COMMUNITY DEVELOPMENT

ACCT		ANNUAL BUDGET	REVENUE/EXPENSE THIS PERIOD	REVENUE/EXPENSE YEAR TO DATE	REMAINING BALANCE	% RECEIVED/ EXPENDED
07601	BUILDINGS			43.48	43.48-	
07602	OFFICE EQUIPMENT	4,750.00		3,698.14	1,051.86	77.85
07603	MOTOR VEHICLES	1,000.00	54.46	1,796.10	796.10-	179.61
TOTAL P-ACCT 07600		5,750.00	54.46	5,537.72	212.28	96.30
P-ACCT 07700	OTHER EXPENSES					
07701	CONFERENCES/STAFF DEV	750.00	128.00	168.00	582.00	22.40
07702	MEMBERSHIP/SUBSCRIPTIONS	3,100.00	151.95	3,098.62	1.38	99.95
07703	EMPLOYEE RELATIONS			6.00-	6.00	
07735	EDUCATIONAL TRAINING	4,500.00		269.00	4,231.00	5.97
07736	PERSONNEL	50.00	6.00	608.00	558.00-	1,216.00
07737	MILEAGE REIMBURSEMENT	100.00	33.54	118.72	18.72-	118.72
TOTAL P-ACCT 07700		8,500.00	319.49	4,256.34	4,243.66	50.07
P-ACCT 07800	RISK MANAGEMENT					
07810	IRMA PREMIUMS	13,441.00	8,949.30	8,949.30	4,491.70	66.58
07812	SELF-INSURED DEDUCTIBLE	2,500.00			2,500.00	
TOTAL P-ACCT 07800		15,941.00	8,949.30	8,949.30	6,991.70	56.14
	TOTAL EXPENDITURES	1,090,237.00	85,106.10	730,677.89	359,559.11	67.02
TOTAL ORG 2400		1,090,237.00	85,106.10	730,677.89	359,559.11	67.02

Village of Hinsdale
TREASURER'S DEPARTMENT REPORT
RUN THRU PERIOD 8, 12/31/14, PERIOD IS CLOSED

FUND 010000
ORG 3000 PARKS & RECREATION

ACCT		ANNUAL BUDGET	REVENUE/EXPENSE THIS PERIOD	REVENUE/EXPENSE YEAR TO DATE	REMAINING BALANCE	% RECEIVED/ EXPENDED
P-ACCT 07000	PERSONAL SERVICES					
07001	SALARIES & WAGES	455,091.00	34,827.16	278,703.42	176,387.58	61.24
07002	OVERTIME	9,800.00	11.75	10,018.09	218.09-	102.22
07003	TEMPORARY HELP	256,600.00	9,179.20	252,672.94	3,927.06	98.46
07005	LONGEVITY PAY	1,300.00		1,300.00		100.00
07099	WATER FUND COST ALLOC.	17,734.00-	1,477.83-	11,822.64-	5,911.36-	66.66
07101	SOCIAL SECURITY	44,758.00	2,713.80	33,028.65	11,729.35	73.79
07102	IMRF	70,877.00	5,317.53	43,399.45	27,477.55	61.23
07105	MEDICARE	10,468.00	634.69	7,724.51	2,743.49	73.79
07111	EMPLOYEE INSURANCE	60,746.00	6,561.88	48,526.07	12,219.93	79.88
07112	UNEMPLOYMENT COMPENSATION		576.00	576.00	576.00-	
TOTAL P-ACCT 07000		891,906.00	58,344.18	664,126.49	227,779.51	74.46
P-ACCT 07300	CONTRACTUAL SERVICES					
07306	BUILDINGS & GROUNDS	24,100.00	813.25	32,118.07	8,018.07-	133.27
07307	CUSTODIAL	25,700.00	3,068.00	15,669.40	10,030.60	60.97
07309	DATA PROCESSING	25,405.00		23,066.12	2,338.88	90.79
07312	LANDSCAPING	106,500.00	7,463.00	120,977.80	14,477.80-	113.59
07314	RECREATION PROGRAMS	239,500.00	46,435.68	202,902.98	36,597.02	84.71
07399	MISCELLANEOUS CONTR SVCS	22,300.00	1,618.12	17,258.13	5,041.87	77.39
TOTAL P-ACCT 07300		443,505.00	59,398.05	411,992.50	31,512.50	92.89
P-ACCT 07400	OTHER SERVICES					
07401	POSTAGE	3,300.00	240.94	2,551.23	748.77	77.31
07402	UTILITIES	87,950.00	12,677.81	61,350.67	26,599.33	69.75
07403	TELECOMMUNICATIONS	17,700.00	2,407.30	10,703.45	6,996.55	60.47
07406	CITIZEN INFORMATION	23,800.00	4,750.75	11,940.78	11,859.22	50.17
07409	EQUIPMENT RENTAL	4,500.00		2,961.64	1,538.36	65.81
07419	PRINTING & PUBLICATIONS	20,500.00	130.00	11,206.43	9,293.57	54.66
TOTAL P-ACCT 07400		157,750.00	20,206.80	100,714.20	57,035.80	63.84
P-ACCT 07500	MATERIALS & SUPPLIES					
07501	OFFICE SUPPLIES	7,050.00	452.64	4,958.22	2,091.78	70.32
07503	GASOLINE & OIL	16,000.00	657.89	8,298.26	7,701.74	51.86
07504	UNIFORMS	8,150.00	355.43	7,205.83	944.17	88.41
07505	CHEMICALS	11,500.00	58.90	12,718.44	1,218.44-	110.59
07507	BUILDING SUPPLIES	4,100.00		3,036.27	1,063.73	74.05
07508	LICENSES & PERMITS	2,150.00	350.00	724.36	1,425.64	33.69
07509	JANITOR SUPPLIES	7,300.00	328.32	5,295.06	2,004.94	72.53
07510	TOOLS	1,400.00	75.58	829.98	570.02	59.28
07511	KLM EVENT SUPPLIES	3,500.00	55.14	1,474.53	2,025.47	42.12
07517	RECREATION SUPPLIES	52,200.00	477.65	34,386.59	17,813.41	65.87
07520	COMPUTER EQUIP SUPPLIES	900.00		1,946.04	1,046.04-	216.22
07530	MEDICAL SUPPLIES	500.00		381.06	118.94	76.21
07537	SAFETY SUPPLIES	1,200.00		166.00	1,034.00	13.83

Village of Hinsdale
TREASURER'S DEPARTMENT REPORT
RUN THRU PERIOD 8, 12/31/14, PERIOD IS CLOSED

FUND 010000
ORG 3000 PARKS & RECREATION

ACCT		ANNUAL BUDGET	REVENUE/EXPENSE THIS PERIOD	REVENUE/EXPENSE YEAR TO DATE	REMAINING BALANCE	% RECEIVED/ EXPENDED
07599	MISCELLANEOUS SUPPLIES	300.00		59.43	240.57	19.81
TOTAL P-ACCT 07500		116,250.00	2,811.55	81,480.07	34,769.93	70.09
P-ACCT 07600	REPAIRS & MAINTENANCE					
07601	BUILDINGS	44,000.00	9,011.50	47,172.15	3,172.15-	107.20
07602	OFFICE EQUIPMENT	3,150.00		1,784.22	1,365.78	56.64
07603	MOTOR VEHICLES	3,500.00	1,202.27	3,744.00	244.00-	106.97
07604	RADIOS	500.00			500.00	
07605	GROUNDS	30,000.00	275.42	14,935.12	15,064.88	49.78
07617	PARKS-PLAYGROUND EQUIPMNT	3,500.00		327.89	3,172.11	9.36
07618	GENERAL EQUIPMENT	11,500.00	274.70	12,509.48	1,009.48-	108.77
07699	MISCELLANEOUS REPAIRS	500.00			500.00	
TOTAL P-ACCT 07600		96,650.00	10,763.89	80,472.86	16,177.14	83.26
P-ACCT 07700	OTHER EXPENSES					
07701	CONFERENCES/STAFF DEV	2,400.00	18.00	2,670.24	270.24-	111.26
07702	MEMBERSHIP/SUBSCRIPTIONS	2,150.00	907.56	1,621.56	528.44	75.42
07708	PARK/REC COMMISSION	300.00			300.00	
07719	FLAGG CREEK SEWER CHARGE	3,500.00			3,500.00	
07735	EDUCATIONAL TRAINING	1,000.00		260.00	740.00	26.00
07736	PERSONNEL			36.00	36.00-	
07737	MILEAGE REIMBURSEMENT	600.00		230.05	369.95	38.34
07795	BANK & BOND FEES	10,800.00	341.38	8,497.17	2,302.83	78.67
TOTAL P-ACCT 07700		20,750.00	1,266.94	13,315.02	7,434.98	64.16
P-ACCT 07800	RISK MANAGEMENT					
07810	IRMA PREMIUMS	27,830.00	18,529.80	18,529.80	9,300.20	66.58
07812	SELF-INSURED DEDUCTIBLE	5,000.00		1,813.24	3,186.76	36.26
TOTAL P-ACCT 07800		32,830.00	18,529.80	20,343.04	12,486.96	61.96
P-ACCT 07900	CAPITAL OUTLAY					
07902	MOTOR VEHICLES	81,000.00	29,489.00	29,510.36	51,489.64	36.43
07903	PARK-PLAYGROUND EQUIPMENT	150,000.00	16,881.75	107,536.00	42,464.00	71.69
07908	LAND/GROUNDS	132,000.00		34,188.01	97,811.99	25.90
07909	BUILDINGS	65,000.00		13,749.00	51,251.00	21.15
07918	GENERAL EQUIPMENT	12,000.00		14,078.00	2,078.00-	117.31
TOTAL P-ACCT 07900		440,000.00	46,370.75	199,061.37	240,938.63	45.24
	TOTAL EXPENDITURES	2,199,641.00	217,691.96	1,571,505.55	628,135.45	71.44
TOTAL ORG 3000		2,199,641.00	217,691.96	1,571,505.55	628,135.45	71.44

Village of Hinsdale
TREASURER'S PROGRAM EXPENSE REPORT
RUN THRU PERIOD 8, 12/31/14, PERIOD IS CLOSED

FUND 010000 GENERAL FUND
ORG 3101 ADMINISTRATION

ACCT		ANNUAL BUDGET	EXPENSES THIS PERIOD	EXPENSES YEAR TO DATE	REMAINING BALANCE	PERCENT EXPENDED
P-ACCT 07000	PERSONAL SERVICES					
07001	SALARIES & WAGES	169,273.00	12,970.62	104,739.77	64,533.23	61.87
07002	OVERTIME	300.00		30.76	269.24	10.25
07005	LONGEVITY PAY	600.00		600.00		100.00
07099	WATER FUND COST ALLOC.	17,734.00-	1,477.83-	11,822.64-	5,911.36-	66.66
07101	SOCIAL SECURITY	10,551.00	751.55	6,155.81	4,395.19	58.34
07102	IMRF	23,751.00	1,715.50	14,165.15	9,585.85	59.64
07105	MEDICARE	2,468.00	175.77	1,439.72	1,028.28	58.33
07111	EMPLOYEE INSURANCE	19,771.00	3,151.09	22,054.86	2,283.86-	111.55
TOTAL P-ACCT 07000		208,980.00	17,286.70	137,363.43	71,616.57	65.73
P-ACCT 07400	OTHER SERVICES					
07401	POSTAGE	3,300.00	240.94	2,551.23	748.77	77.31
07403	TELECOMMUNICATIONS	4,700.00	442.15	2,385.64	2,314.36	50.75
TOTAL P-ACCT 07400		8,000.00	683.09	4,936.87	3,063.13	61.71
P-ACCT 07500	MATERIALS & SUPPLIES					
07501	OFFICE SUPPLIES	1,200.00	390.54	1,592.96	392.96-	132.74
07503	GASOLINE & OIL	1,000.00	84.29	645.55	354.45	64.55
07517	RECREATION SUPPLIES			450.00	450.00-	
07520	COMPUTER EQUIP SUPPLIES	400.00			400.00	
TOTAL P-ACCT 07500		2,600.00	474.83	2,688.51	88.51-	103.40
P-ACCT 07600	REPAIRS & MAINTENANCE					
07602	OFFICE EQUIPMENT	150.00		177.33	27.33-	118.22
TOTAL P-ACCT 07600		150.00		177.33	27.33-	118.22
P-ACCT 07700	OTHER EXPENSES					
07701	CONFERENCES/STAFF DEV	1,800.00		2,427.24	627.24-	134.84
07702	MEMBERSHIP/SUBSCRIPTIONS	1,780.00	663.56	1,297.56	482.44	72.89
07708	PARK/REC COMMISSION	300.00			300.00	
07736	PERSONNEL			30.00	30.00-	
TOTAL P-ACCT 07700		3,880.00	663.56	3,754.80	125.20	96.77
P-ACCT 07800	RISK MANAGEMENT					
07810	IRMA PREMIUMS	27,830.00	18,529.80	18,529.80	9,300.20	66.58
07812	SELF-INSURED DEDUCTIBLE	5,000.00		1,813.24	3,186.76	36.26
TOTAL P-ACCT 07800		32,830.00	18,529.80	20,343.04	12,486.96	61.96
TOTAL ORG 3101		256,440.00	37,637.98	169,263.98	87,176.02	66.00

FUND 010000 GENERAL FUND
ORG 3301 PARKS MAINTENANCE

ACCT		ANNUAL BUDGET	EXPENSES THIS PERIOD	EXPENSES YEAR TO DATE	REMAINING BALANCE	PERCENT EXPENDED
P-ACCT 07000	PERSONAL SERVICES					
07001	SALARIES & WAGES	233,080.00	17,877.50	141,253.66	91,826.34	60.60
07002	OVERTIME	8,000.00	11.75	6,955.05	1,044.95	86.93
07003	TEMPORARY HELP	27,200.00	3,890.38	12,683.52	14,516.48	46.63
07005	LONGEVITY PAY	700.00		700.00		100.00
07101	SOCIAL SECURITY	16,677.00	1,389.88	9,956.65	6,720.35	59.70
07102	IMRF	34,599.00	2,682.55	21,410.41	13,188.59	61.88
07105	MEDICARE	3,900.00	325.05	2,328.57	1,571.43	59.70
07111	EMPLOYEE INSURANCE	40,343.00	3,360.48	26,075.85	14,267.15	64.63
TOTAL P-ACCT 07000		364,499.00	29,537.59	221,363.71	143,135.29	60.73
P-ACCT 07300	CONTRACTUAL SERVICES					
07306	BUILDINGS & GROUNDS	21,000.00	773.25	29,575.14	8,575.14-	140.83
07312	LANDSCAPING	104,000.00	7,463.00	119,477.80	15,477.80-	114.88
TOTAL P-ACCT 07300		125,000.00	8,236.25	149,052.94	24,052.94-	119.24
P-ACCT 07400	OTHER SERVICES					
07403	TELECOMMUNICATIONS	2,100.00	137.19	1,178.40	921.60	56.11
TOTAL P-ACCT 07400		2,100.00	137.19	1,178.40	921.60	56.11
P-ACCT 07500	MATERIALS & SUPPLIES					
07501	OFFICE SUPPLIES	350.00	62.10	62.10	287.90	17.74
07503	GASOLINE & OIL	15,000.00	573.60	7,652.71	7,347.29	51.01
07504	UNIFORMS	2,800.00	355.43	2,187.28	612.72	78.11
07507	BUILDING SUPPLIES	300.00			300.00	
07509	JANITOR SUPPLIES	1,800.00	60.23	1,142.28	657.72	63.46
07510	TOOLS	1,200.00	75.58	812.40	387.60	67.70
07517	RECREATION SUPPLIES	37,000.00	401.21	25,698.04	11,301.96	69.45
TOTAL P-ACCT 07500		58,450.00	1,528.15	37,554.81	20,895.19	64.25
P-ACCT 07600	REPAIRS & MAINTENANCE					
07601	BUILDINGS	10,000.00	350.83	8,962.23	1,037.77	89.62
07603	MOTOR VEHICLES	3,500.00	1,202.27	3,744.00	244.00-	106.97
07604	RADIOS	500.00			500.00	
07605	GROUNDS	30,000.00	275.42	14,935.12	15,064.88	49.78
07617	PARKS-PLAYGROUND EQUIPMNT	3,500.00		327.89	3,172.11	9.36
07618	GENERAL EQUIPMENT	1,500.00	274.70	317.54	1,182.46	21.16
TOTAL P-ACCT 07600		49,000.00	2,103.22	28,286.78	20,713.22	57.72
P-ACCT 07700	OTHER EXPENSES					
07735	EDUCATIONAL TRAINING	1,000.00		260.00	740.00	26.00

Village of Hinsdale
TREASURER'S PROGRAM EXPENSE REPORT
RUN THRU PERIOD 8, 12/31/14, PERIOD IS CLOSED

FUND 010000 GENERAL FUND
ORG 3301 PARKS MAINTENANCE

ACCT		ANNUAL BUDGET	EXPENSES THIS PERIOD	EXPENSES YEAR TO DATE	REMAINING BALANCE	PERCENT EXPENDED
07736	PERSONNEL			6.00	6.00-	
TOTAL P-ACCT 07700		1,000.00		266.00	734.00	26.60
P-ACCT 07900	CAPITAL OUTLAY					
07902	MOTOR VEHICLES	81,000.00	29,489.00	29,510.36	51,489.64	36.43
07903	PARK-PLAYGROUND EQUIPMENT	150,000.00	16,881.75	107,536.00	42,464.00	71.69
07908	LAND/GROUNDS	112,000.00		16,393.01	95,606.99	14.63
07909	BUILDINGS	50,000.00			50,000.00	
TOTAL P-ACCT 07900		393,000.00	46,370.75	153,439.37	239,560.63	39.04
TOTAL ORG 3301		993,049.00	87,913.15	591,142.01	401,906.99	59.52

FUND 010000 GENERAL FUND
P-ORGN 3420 RECREATION SERVICES

ACCT		ANNUAL BUDGET	EXPENSES THIS PERIOD	EXPENSES YEAR TO DATE	REMAINING BALANCE	PERCENT EXPENDED
P-ACCT 07000	PERSONAL SERVICES					
07001	SALARIES & WAGES	52,738.00	3,979.04	32,709.99	20,028.01	62.02
07002	OVERTIME	1,500.00		2,679.96	1,179.96-	178.66
07003	TEMPORARY HELP	25,400.00	105.00	25,396.02	3.98	99.98
07101	SOCIAL SECURITY	4,882.00	244.46	3,605.37	1,276.63	73.85
07102	IMRF	7,547.00	569.40	4,680.80	2,866.20	62.02
07105	MEDICARE	1,142.00	57.17	843.18	298.82	73.83
07111	EMPLOYEE INSURANCE	632.00	50.31	395.36	236.64	62.55
TOTAL P-ACCT 07000		93,841.00	5,005.38	70,310.68	23,530.32	74.92
P-ACCT 07300	CONTRACTUAL SERVICES					
07306	BUILDINGS & GROUNDS	2,000.00		1,592.93	407.07	79.64
07307	CUSTODIAL	6,000.00		3,600.00	2,400.00	60.00
07309	DATA PROCESSING	16,030.00		18,383.12	2,353.12-	114.67
07314	RECREATION PROGRAMS	235,500.00	46,435.68	200,175.70	35,324.30	85.00
07399	MISCELLANEOUS CONTR SVCS			348.00	348.00-	
TOTAL P-ACCT 07300		259,530.00	46,435.68	224,099.75	35,430.25	86.34
P-ACCT 07400	OTHER SERVICES					
07402	UTILITIES	32,950.00	5,367.99	19,138.09	13,811.91	58.08
07406	CITIZEN INFORMATION	19,800.00	4,750.75	11,940.78	7,859.22	60.30
07409	EQUIPMENT RENTAL	4,500.00		2,961.64	1,538.36	65.81
07419	PRINTING & PUBLICATIONS	3,500.00		755.00	2,745.00	21.57
TOTAL P-ACCT 07400		60,750.00	10,118.74	34,795.51	25,954.49	57.27
P-ACCT 07500	MATERIALS & SUPPLIES					
07501	OFFICE SUPPLIES	2,600.00		1,007.44	1,592.56	38.74
07504	UNIFORMS	1,100.00		1,421.35	321.35-	129.21
07507	BUILDING SUPPLIES			256.14	256.14-	
07517	RECREATION SUPPLIES	9,400.00	76.44	4,380.28	5,019.72	46.59
07520	COMPUTER EQUIP SUPPLIES	100.00		12.67	87.33	12.67
TOTAL P-ACCT 07500		13,200.00	76.44	7,077.88	6,122.12	53.62
P-ACCT 07600	REPAIRS & MAINTENANCE					
07601	BUILDINGS	15,500.00	8,340.00	19,412.55	3,912.55-	125.24
07602	OFFICE EQUIPMENT	1,500.00		1,254.89	245.11	83.65
TOTAL P-ACCT 07600		17,000.00	8,340.00	20,667.44	3,667.44-	121.57
P-ACCT 07700	OTHER EXPENSES					
07701	CONFERENCES/STAFF DEV	600.00	18.00	243.00	357.00	40.50
07702	MEMBERSHIP/SUBSCRIPTIONS	370.00	244.00	324.00	46.00	87.56
07719	FLAGG CREEK SEWER CHARGE	2,000.00			2,000.00	
07737	MILEAGE REIMBURSEMENT	400.00		230.05	169.95	57.51

Village of Hinsdale
TREASURER'S PROGRAM EXPENSE REPORT
RUN THRU PERIOD 8, 12/31/14, PERIOD IS CLOSED

FUND 010000 GENERAL FUND
P-ORGN 3420 RECREATION SERVICES

ACCT		ANNUAL BUDGET	EXPENSES THIS PERIOD	EXPENSES YEAR TO DATE	REMAINING BALANCE	PERCENT EXPENDED
07795	BANK & BOND FEES	5,000.00	158.04	3,934.11	1,065.89	78.68
TOTAL P-ACCT 07700		8,370.00	420.04	4,731.16	3,638.84	56.52
P-ACCT 07900	CAPITAL OUTLAY					
07908	LAND/GROUNDS	20,000.00		17,795.00	2,205.00	88.97
TOTAL P-ACCT 07900		20,000.00		17,795.00	2,205.00	88.97
TOTAL P-ORGN 3420		472,691.00	70,396.28	379,477.42	93,213.58	80.28
G R A N D T O T A L		472,691.00	70,396.28	379,477.42	93,213.58	80.28

FUND 010000 GENERAL FUND
ORG 3724 KLM LODGE

ACCT		ANNUAL BUDGET	EXPENSES THIS PERIOD	EXPENSES YEAR TO DATE	REMAINING BALANCE	PERCENT EXPENDED
P-ACCT 07000	PERSONAL SERVICES					
07003	TEMPORARY HELP	54,000.00	5,183.82	43,780.51	10,219.49	81.07
07101	SOCIAL SECURITY	3,348.00	321.40	2,737.67	610.33	81.77
07102	IMRF	4,980.00	350.08	3,143.09	1,836.91	63.11
07105	MEDICARE	783.00	75.18	640.28	142.72	81.77
TOTAL P-ACCT 07000		63,111.00	5,930.48	50,301.55	12,809.45	79.70
P-ACCT 07300	CONTRACTUAL SERVICES					
07306	BUILDINGS & GROUNDS			140.00	140.00-	
07307	CUSTODIAL	18,500.00	3,068.00	12,069.40	6,430.60	65.24
07399	MISCELLANEOUS CONTR SVCS	8,000.00	1,450.12	4,908.46	3,091.54	61.35
TOTAL P-ACCT 07300		26,500.00	4,518.12	17,117.86	9,382.14	64.59
P-ACCT 07400	OTHER SERVICES					
07402	UTILITIES	30,000.00	5,836.02	13,442.46	16,557.54	44.80
07403	TELECOMMUNICATIONS	6,900.00	1,179.34	4,595.37	2,304.63	66.59
07419	PRINTING & PUBLICATIONS	13,000.00	130.00	9,125.25	3,874.75	70.19
TOTAL P-ACCT 07400		49,900.00	7,145.36	27,163.08	22,736.92	54.43
P-ACCT 07500	MATERIALS & SUPPLIES					
07501	OFFICE SUPPLIES	900.00		630.39	269.61	70.04
07507	BUILDING SUPPLIES	3,800.00		2,780.13	1,019.87	73.16
07509	JANITOR SUPPLIES	2,500.00	268.09	1,150.73	1,349.27	46.02
07511	KLM EVENT SUPPLIES	3,500.00	55.14	1,474.53	2,025.47	42.12
07517	RECREATION SUPPLIES			.05-	.05	
TOTAL P-ACCT 07500		10,700.00	323.23	6,035.73	4,664.27	56.40
P-ACCT 07600	REPAIRS & MAINTENANCE					
07601	BUILDINGS	6,500.00	320.67	1,340.54	5,159.46	20.62
07602	OFFICE EQUIPMENT	1,500.00		352.00	1,148.00	23.46
07699	MISCELLANEOUS REPAIRS	500.00			500.00	
TOTAL P-ACCT 07600		8,500.00	320.67	1,692.54	6,807.46	19.91
P-ACCT 07700	OTHER EXPENSES					
07737	MILEAGE REIMBURSEMENT	200.00			200.00	
07795	BANK & BOND FEES	600.00	18.97	475.37	124.63	79.22
TOTAL P-ACCT 07700		800.00	18.97	475.37	324.63	59.42
P-ACCT 07900	CAPITAL OUTLAY					

Village of Hinsdale
TREASURER'S PROGRAM EXPENSE REPORT
RUN THRU PERIOD 8, 12/31/14, PERIOD IS CLOSED

FUND 010000 GENERAL FUND
ORG 3724 KLM LODGE

ACCT		ANNUAL BUDGET	EXPENSES THIS PERIOD	EXPENSES YEAR TO DATE	REMAINING BALANCE	PERCENT EXPENDED
07909	BUILDINGS	15,000.00		13,749.00	1,251.00	91.66
TOTAL P-ACCT 07900		15,000.00		13,749.00	1,251.00	91.66
TOTAL ORG 3724		174,511.00	18,256.83	116,535.13	57,975.87	66.77

FUND 010000 GENERAL FUND
ORG 3951 COMMUNITY SWIMMING POOL

ACCT		ANNUAL BUDGET	EXPENSES THIS PERIOD	EXPENSES YEAR TO DATE	REMAINING BALANCE	PERCENT EXPENDED
P-ACCT 07000	PERSONAL SERVICES					
07002	OVERTIME			352.32	352.32-	
07003	TEMPORARY HELP	150,000.00		170,812.89	20,812.89-	113.87
07101	SOCIAL SECURITY	9,300.00	6.51	10,573.15	1,273.15-	113.68
07105	MEDICARE	2,175.00	1.52	2,472.76	297.76-	113.69
07112	UNEMPLOYMENT COMPENSATION		576.00	576.00	576.00-	
TOTAL P-ACCT 07000		161,475.00	584.03	184,787.12	23,312.12-	114.43
P-ACCT 07300	CONTRACTUAL SERVICES					
07306	BUILDINGS & GROUNDS	1,100.00	40.00	810.00	290.00	73.63
07307	CUSTODIAL	1,200.00			1,200.00	
07309	DATA PROCESSING	9,375.00		4,683.00	4,692.00	49.95
07312	LANDSCAPING	2,500.00		1,500.00	1,000.00	60.00
07314	RECREATION PROGRAMS	4,000.00		2,727.28	1,272.72	68.18
07399	MISCELLANEOUS CONTR SVCS	14,300.00	168.00	12,001.67	2,298.33	83.92
TOTAL P-ACCT 07300		32,475.00	208.00	21,721.95	10,753.05	66.88
P-ACCT 07400	OTHER SERVICES					
07402	UTILITIES	25,000.00	1,473.80	28,770.12	3,770.12-	115.08
07403	TELECOMMUNICATIONS	4,000.00	648.62	2,544.04	1,455.96	63.60
07406	CITIZEN INFORMATION	4,000.00			4,000.00	
07419	PRINTING & PUBLICATIONS	4,000.00		1,326.18	2,673.82	33.15
TOTAL P-ACCT 07400		37,000.00	2,122.42	32,640.34	4,359.66	88.21
P-ACCT 07500	MATERIALS & SUPPLIES					
07501	OFFICE SUPPLIES	2,000.00		1,665.33	334.67	83.26
07504	UNIFORMS	4,250.00		3,597.20	652.80	84.64
07505	CHEMICALS	11,500.00	58.90	12,718.44	1,218.44-	110.59
07508	LICENSES & PERMITS	2,150.00	350.00	724.36	1,425.64	33.69
07509	JANITOR SUPPLIES	3,000.00		3,002.05	2.05-	100.06
07510	TOOLS	200.00		17.58	182.42	8.79
07517	RECREATION SUPPLIES	5,800.00		3,858.32	1,941.68	66.52
07520	COMPUTER EQUIP SUPPLIES	400.00		1,933.37	1,533.37-	483.34
07530	MEDICAL SUPPLIES	500.00		381.06	118.94	76.21
07537	SAFETY SUPPLIES	1,200.00		166.00	1,034.00	13.83
07599	MISCELLANEOUS SUPPLIES	300.00		59.43	240.57	19.81
TOTAL P-ACCT 07500		31,300.00	408.90	28,123.14	3,176.86	89.85
P-ACCT 07600	REPAIRS & MAINTENANCE					
07601	BUILDINGS	12,000.00		17,456.83	5,456.83-	145.47
07618	GENERAL EQUIPMENT	10,000.00		12,191.94	2,191.94-	121.91
TOTAL P-ACCT 07600		22,000.00		29,648.77	7,648.77-	134.76

Village of Hinsdale
TREASURER'S PROGRAM EXPENSE REPORT
RUN THRU PERIOD 8, 12/31/14, PERIOD IS CLOSED

FUND 010000 GENERAL FUND
ORG 3951 COMMUNITY SWIMMING POOL

ACCT	ANNUAL BUDGET	EXPENSES THIS PERIOD	EXPENSES YEAR TO DATE	REMAINING BALANCE	PERCENT EXPENDED
P-ACCT 07700 OTHER EXPENSES					
07719 FLAGG CREEK SEWER CHARGE	1,500.00			1,500.00	
07795 BANK & BOND FEES	5,200.00	164.37	4,087.69	1,112.31	78.60
TOTAL P-ACCT 07700	6,700.00	164.37	4,087.69	2,612.31	61.01
P-ACCT 07900 CAPITAL OUTLAY					
07918 GENERAL EQUIPMENT	12,000.00		14,078.00	2,078.00-	117.31
TOTAL P-ACCT 07900	12,000.00		14,078.00	2,078.00-	117.31
TOTAL ORG 3951	302,950.00	3,487.72	315,087.01	12,137.01-	104.00

Village of Hinsdale
TREASURER'S PROGRAM EXPENSE REPORT
RUN THRU PERIOD 8, 12/31/14, PERIOD IS CLOSED

FUND 010000 GENERAL FUND
ORG 8001 OPERATING TRANSFER

ACCT	ANNUAL BUDGET	EXPENSES THIS PERIOD	EXPENSES YEAR TO DATE	REMAINING BALANCE	PERCENT EXPENDED
P-ACCT 08000 TRANSFERS OUT					
09041 CAPITAL IMPR TRANSFER	1,500,000.00	125,000.00	1,000,000.00	500,000.00	66.66
TOTAL P-ACCT 08000	1,500,000.00	125,000.00	1,000,000.00	500,000.00	66.66
TOTAL ORG 8001	1,500,000.00	125,000.00	1,000,000.00	500,000.00	66.66
G R A N D T O T A L	19,184,596.00	1,702,878.70	13,026,149.48	6,158,446.52	67.89

FUND 023000 MOTOR FUEL TAX FUND

ACCT	ANNUAL BUDGET	REVENUE/EXPENSE THIS PERIOD	REVENUE/EXPENSE YEAR TO DATE	REMAINING BALANCE	% RECEIVED/ EXPENDED
P-ACCT 05200 STATE DISTRIBUTIONS					
05254 MFT - ALLOTMENTS	400,000.00-	36,952.03-	276,149.81-	123,850.19-	69.03
05274 ILLINOIS CAPITAL BILL			155,816.00-	155,816.00	
TOTAL P-ACCT 05200	400,000.00-	36,952.03-	431,965.81-	31,965.81	107.99
P-ACCT 06200 OTHER INCOME					
06221 INTEREST ON INVESTMENTS	1,000.00-	197.23	658.60-	341.40-	65.86
06402 PRIVATE CONTRIBUTIONS	8,000.00-		10,625.00-	2,625.00	132.81
TOTAL P-ACCT 06200	9,000.00-	197.23	11,283.60-	2,283.60	125.37
TOTAL REVENUE	409,000.00-	36,754.80-	443,249.41-	34,249.41	108.37
P-ACCT 07900 CAPITAL OUTLAY					
07904 SIDEWALKS	85,000.00	47,746.35	47,746.35	37,253.65	56.17
TOTAL P-ACCT 07900	85,000.00	47,746.35	47,746.35	37,253.65	56.17
TOTAL EXPENDITURES	85,000.00	47,746.35	47,746.35	37,253.65	56.17
TOTAL FUND 023000	324,000.00-	10,991.55	395,503.06-	71,503.06	122.06
G R A N D T O T A L	324,000.00-	10,991.55	395,503.06-	71,503.06	122.06

FUND 023000 MOTOR FUEL TAX FUND
ORG 2385 MFT REVENUES

ACCT	ANNUAL BUDGET	REVENUE/EXPENSE THIS PERIOD	REVENUE/EXPENSE YEAR TO DATE	REMAINING BALANCE	% RECEIVED/ EXPENDED
P-ACCT 05200 STATE DISTRIBUTIONS					
05254 MFT - ALLOTMENTS	400,000.00-	36,952.03-	276,149.81-	123,850.19-	69.03
05274 ILLINOIS CAPITAL BILL			155,816.00-	155,816.00	
TOTAL P-ACCT 05200	400,000.00-	36,952.03-	431,965.81-	31,965.81	107.99
P-ACCT 06200 OTHER INCOME					
06221 INTEREST ON INVESTMENTS	1,000.00-	197.23	658.60-	341.40-	65.86
TOTAL P-ACCT 06200	1,000.00-	197.23	658.60-	341.40-	65.86
TOTAL REVENUE	401,000.00-	36,754.80-	432,624.41-	31,624.41	107.88
TOTAL ORG 2385	401,000.00-	36,754.80-	432,624.41-	31,624.41	107.88

FUND 023000 MOTOR FUEL TAX FUND
ORG 2932 SIDEWALK PROGRAM

ACCT	ANNUAL BUDGET	REVENUE/EXPENSE THIS PERIOD	REVENUE/EXPENSE YEAR TO DATE	REMAINING BALANCE	% RECEIVED/ EXPENDED
P-ACCT 06200 OTHER INCOME					
06402 PRIVATE CONTRIBUTIONS	8,000.00-		10,625.00-	2,625.00	132.81
TOTAL P-ACCT 06200	8,000.00-		10,625.00-	2,625.00	132.81
TOTAL REVENUE	8,000.00-		10,625.00-	2,625.00	132.81
P-ACCT 07900 CAPITAL OUTLAY					
07904 SIDEWALKS	85,000.00	47,746.35	47,746.35	37,253.65	56.17
TOTAL P-ACCT 07900	85,000.00	47,746.35	47,746.35	37,253.65	56.17
TOTAL EXPENDITURES	85,000.00	47,746.35	47,746.35	37,253.65	56.17
TOTAL ORG 2932	77,000.00	47,746.35	37,121.35	39,878.65	48.20
TOTAL FUND 023000	324,000.00-	10,991.55	395,503.06-	71,503.06	122.06

FUND 025000 FOREIGN FIRE INSURANCE
ORG 2599 FOREIGN FIRE INSURANCE

ACCT	ANNUAL BUDGET	REVENUE/EXPENSE THIS PERIOD	REVENUE/EXPENSE YEAR TO DATE	REMAINING BALANCE	% RECEIVED/ EXPENDED
P-ACCT 05200 STATE DISTRIBUTIONS					
05281 FIRE INSURANCE TAX	44,000.00-		47,173.48-	3,173.48	107.21
TOTAL P-ACCT 05200	44,000.00-		47,173.48-	3,173.48	107.21
P-ACCT 06200 OTHER INCOME					
06221 INTEREST ON INVESTMENTS	200.00-	1.01-	9.96-	190.04-	4.98
06596 REIMBURSED ACTIVITY		1,048.94-	1,048.94-	1,048.94	
TOTAL P-ACCT 06200	200.00-	1,049.95-	1,058.90-	858.90	529.45
TOTAL REVENUE	44,200.00-	1,049.95-	48,232.38-	4,032.38	109.12
P-ACCT 07500 MATERIALS & SUPPLIES					
07501 OFFICE SUPPLIES			189.48	189.48-	
07504 UNIFORMS	5,000.00	828.71	2,228.46	2,771.54	44.56
TOTAL P-ACCT 07500	5,000.00	828.71	2,417.94	2,582.06	48.35
P-ACCT 07700 OTHER EXPENSES					
07735 EDUCATIONAL TRAINING	7,900.00	3,077.28	4,810.60	3,089.40	60.89
07795 BANK & BOND FEES	100.00	12.00	49.00	51.00	49.00
TOTAL P-ACCT 07700	8,000.00	3,089.28	4,859.60	3,140.40	60.74
P-ACCT 07800 RISK MANAGEMENT					
07802 OFFICIALS BONDS	500.00		449.00	51.00	89.80
TOTAL P-ACCT 07800	500.00		449.00	51.00	89.80
P-ACCT 07900 CAPITAL OUTLAY					
07918 GENERAL EQUIPMENT	67,000.00	1,344.99	86,774.87	19,774.87-	129.51
TOTAL P-ACCT 07900	67,000.00	1,344.99	86,774.87	19,774.87-	129.51
TOTAL EXPENDITURES	80,500.00	5,262.98	94,501.41	14,001.41-	117.39
TOTAL ORG 2599	36,300.00	4,213.03	46,269.03	9,969.03-	127.46
TOTAL FUND 025000	36,300.00	4,213.03	46,269.03	9,969.03-	127.46

FUND 032742 EXCESS TAX PROCEEDS (D/S)
ORG 3742 EXCESS TAX PROCEEDS (D/S)

ACCT	ANNUAL BUDGET	REVENUE/EXPENSE THIS PERIOD	REVENUE/EXPENSE YEAR TO DATE	REMAINING BALANCE	% RECEIVED/ EXPENDED
P-ACCT 06200 OTHER INCOME					
06221 INTEREST ON INVESTMENTS	100.00-	20.47	60.67-	39.33-	60.67
TOTAL P-ACCT 06200	100.00-	20.47	60.67-	39.33-	60.67
TOTAL REVENUE	100.00-	20.47	60.67-	39.33-	60.67
TOTAL ORG 3742	100.00-	20.47	60.67-	39.33-	60.67
TOTAL FUND 032742	100.00-	20.47	60.67-	39.33-	60.67

FUND 032752 2003 G.O. BONDS
ORG 3752 2003 G.O. BONDS

ACCT	ANNUAL BUDGET	REVENUE/EXPENSE THIS PERIOD	REVENUE/EXPENSE YEAR TO DATE	REMAINING BALANCE	% RECEIVED/ EXPENDED
P-ACCT 06200 OTHER INCOME					
06221 INTEREST ON INVESTMENTS	100.00-	13.83	106.95-	6.95	106.95
TOTAL P-ACCT 06200	100.00-	13.83	106.95-	6.95	106.95
TOTAL REVENUE	100.00-	13.83	106.95-	6.95	106.95
TOTAL ORG 3752	100.00-	13.83	106.95-	6.95	106.95
TOTAL FUND 032752	100.00-	13.83	106.95-	6.95	106.95

FUND 032754 2009 LIMITED SOURCE BONDS
ORG 3754 2009 LIMITED SOURCE BONDS

ACCT	ANNUAL BUDGET	REVENUE/EXPENSE THIS PERIOD	REVENUE/EXPENSE YEAR TO DATE	REMAINING BALANCE	% RECEIVED/ EXPENDED
P-ACCT 05000 PROPERTY TAXES					
05001 PROPERTY TAXES	171,403.00-	2,735.86-	158,867.78-	12,535.22-	92.68
TOTAL P-ACCT 05000	171,403.00-	2,735.86-	158,867.78-	12,535.22-	92.68
P-ACCT 06200 OTHER INCOME					
06221 INTEREST ON INVESTMENTS	200.00-	41.73	115.81-	84.19-	57.90
TOTAL P-ACCT 06200	200.00-	41.73	115.81-	84.19-	57.90
TOTAL REVENUE	171,603.00-	2,694.13-	158,983.59-	12,619.41-	92.64
P-ACCT 07700 OTHER EXPENSES					
07729 BOND PRINCIPAL PAYMENT	105,000.00		105,000.00		100.00
07749 INTEREST EXPENSE	66,508.00		66,507.50	.50	99.99
07795 BANK & BOND FEES	400.00		400.00		100.00
TOTAL P-ACCT 07700	171,908.00		171,907.50	.50	99.99
TOTAL EXPENDITURES	171,908.00		171,907.50	.50	99.99
TOTAL ORG 3754	305.00	2,694.13-	12,923.91	12,618.91-	4,237.34
TOTAL FUND 032754	305.00	2,694.13-	12,923.91	12,618.91-	4,237.34

FUND 032755 2012A BOND FUND
ORG 3755 2012A BOND FUND

ACCT	ANNUAL BUDGET	REVENUE/EXPENSE THIS PERIOD	REVENUE/EXPENSE YEAR TO DATE	REMAINING BALANCE	% RECEIVED/ EXPENDED
P-ACCT 06900 TRANSFERS IN					
06965 CAPITAL FUNDS TRANSFER	326,588.00-	27,371.88-	218,975.04-	107,612.96-	67.04
TOTAL P-ACCT 06900	326,588.00-	27,371.88-	218,975.04-	107,612.96-	67.04
TOTAL REVENUE	326,588.00-	27,371.88-	218,975.04-	107,612.96-	67.04
P-ACCT 07700 OTHER EXPENSES					
07729 BOND PRINCIPAL PAYMENT	225,000.00		225,000.00		100.00
07749 INTEREST EXPENSE	103,463.00		103,462.50	.50	99.99
07795 BANK & BOND FEES	500.00		715.00	215.00-	143.00
TOTAL P-ACCT 07700	328,963.00		329,177.50	214.50-	100.06
TOTAL EXPENDITURES	328,963.00		329,177.50	214.50-	100.06
TOTAL ORG 3755	2,375.00	27,371.88-	110,202.46	107,827.46-	4,640.10
TOTAL FUND 032755	2,375.00	27,371.88-	110,202.46	107,827.46-	4,640.10

Village of Hinsdale
TREASURER'S DEPARTMENT REPORT
RUN THRU PERIOD 8, 12/31/14, PERIOD IS CLOSED

FUND 032756 2013A BOND FUND
ORG 3756 2103A BOND FUND

ACCT	ANNUAL BUDGET	REVENUE/EXPENSE THIS PERIOD	REVENUE/EXPENSE YEAR TO DATE	REMAINING BALANCE	% RECEIVED/ EXPENDED
P-ACCT 07700 OTHER EXPENSES					
07729 BOND PRINCIPAL PAYMENT			25,000.00	25,000.00-	
07749 INTEREST EXPENSE			57,397.50	57,397.50-	
TOTAL P-ACCT 07700			82,397.50	82,397.50-	
TOTAL EXPENDITURES			82,397.50	82,397.50-	
TOTAL ORG 3756			82,397.50	82,397.50-	
TOTAL FUND 032756			82,397.50	82,397.50-	

FUND 032757 2014B GO BOND FUND
ORG 3757 2014B GO BOND FUND

ACCT	ANNUAL BUDGET	REVENUE/EXPENSE THIS PERIOD	REVENUE/EXPENSE YEAR TO DATE	REMAINING BALANCE	% RECEIVED/ EXPENDED
P-ACCT 06900 TRANSFERS IN					
06965 CAPITAL FUNDS TRANSFER		21,332.93-	127,997.58-	127,997.58	
TOTAL P-ACCT 06900		21,332.93-	127,997.58-	127,997.58	
TOTAL REVENUE		21,332.93-	127,997.58-	127,997.58	
TOTAL ORG 3757		21,332.93-	127,997.58-	127,997.58	
TOTAL FUND 032757		21,332.93-	127,997.58-	127,997.58	

FUND 045300 CAPITAL PROJECT FUND

ACCT	ANNUAL BUDGET	REVENUE/EXPENSE THIS PERIOD	REVENUE/EXPENSE YEAR TO DATE	REMAINING BALANCE	% RECEIVED/ EXPENDED
P-ACCT 05200 STATE DISTRIBUTIONS					
05256 NON-HOME RULE SALES TAX	1,735,000.00-	123,932.74-	1,102,511.10-	632,488.90-	63.54
05271 STATE/LOCAL & FED GRANTS	464,000.00-			464,000.00-	
TOTAL P-ACCT 05200	2,199,000.00-	123,932.74-	1,102,511.10-	1,096,488.90-	50.13
P-ACCT 05300 UTILITY TAXES					
05351 UTILITY TAX - ELECTRIC	287,000.00-	18,930.92-	170,225.09-	116,774.91-	59.31
05352 UTILITY TAX - GAS	108,000.00-	8,509.38-	63,470.87-	44,529.13-	58.76
05353 UTILITY TAX - TELEPHONE	294,000.00-	23,270.93-	171,511.44-	122,488.56-	58.33
TOTAL P-ACCT 05300	689,000.00-	50,711.23-	405,207.40-	283,792.60-	58.81
P-ACCT 06200 OTHER INCOME					
06221 INTEREST ON INVESTMENTS	3,000.00-	566.37	2,152.31-	847.69-	71.74
06452 BOND PROCEEDS	5,000,000.00-		5,000,000.00-		100.00
06454 PREMIUM ON BONDS			95,575.10-	95,575.10	
TOTAL P-ACCT 06200	5,003,000.00-	566.37	5,097,727.41-	94,727.41	101.89
P-ACCT 06900 TRANSFERS IN					
06905 CORPORATE FUND TRANSFER	1,500,000.00-	125,000.00-	1,000,000.00-	500,000.00-	66.66
TOTAL P-ACCT 06900	1,500,000.00-	125,000.00-	1,000,000.00-	500,000.00-	66.66
TOTAL REVENUE	9,391,000.00-	299,077.60-	7,605,445.91-	1,785,554.09-	80.98
P-ACCT 07200 PROFESSIONAL SERVICES					
07202 ENGINEERING	1,240,000.00	84,401.69	888,561.77	351,438.23	71.65
TOTAL P-ACCT 07200	1,240,000.00	84,401.69	888,561.77	351,438.23	71.65
P-ACCT 07700 OTHER EXPENSES					
07750 BOND ISSUANCE COSTS			66,822.02	66,822.02-	
07795 BANK & BOND FEES			950.00	950.00-	
TOTAL P-ACCT 07700			67,772.02	67,772.02-	
P-ACCT 07900 CAPITAL OUTLAY					
07906 STREET IMPROVEMENTS	4,515,000.00	1,116,038.64	4,855,574.79	340,574.79-	107.54
07908 LAND/GROUNDS		18,000.00	18,000.00	18,000.00-	
TOTAL P-ACCT 07900	4,515,000.00	1,134,038.64	4,873,574.79	358,574.79-	107.94
P-ACCT 08000 TRANSFERS OUT					
09032 DEBT SERVICE TRANSFER	326,588.00	48,704.81	346,972.62	20,384.62-	106.24

FUND 045300 CAPITAL PROJECT FUND

ACCT		ANNUAL BUDGET	REVENUE/EXPENSE THIS PERIOD	REVENUE/EXPENSE YEAR TO DATE	REMAINING BALANCE	% RECEIVED/ EXPENDED
09062	WATER CAPITAL TRANSFER	4,200,000.00		2,400,000.00	1,800,000.00	57.14
TOTAL P-ACCT 08000		4,526,588.00	48,704.81	2,746,972.62	1,779,615.38	60.68
	TOTAL EXPENDITURES	10,281,588.00	1,267,145.14	8,576,881.20	1,704,706.80	83.41
TOTAL FUND	045300	890,588.00	968,067.54	971,435.29	80,847.29-	109.07
	G R A N D T O T A L	890,588.00	968,067.54	971,435.29	80,847.29-	109.07

FUND 045300 CAPITAL PROJECT FUND
ORG 4505 INFRASTRUCTURE PROGRAM

ACCT	ANNUAL BUDGET	REVENUE/EXPENSE THIS PERIOD	REVENUE/EXPENSE YEAR TO DATE	REMAINING BALANCE	% RECEIVED/ EXPENDED
P-ACCT 05200 STATE DISTRIBUTIONS					
05256 NON-HOME RULE SALES TAX	1,735,000.00-	123,932.74-	1,102,511.10-	632,488.90-	63.54
05271 STATE/LOCAL & FED GRANTS	464,000.00-			464,000.00-	
TOTAL P-ACCT 05200	2,199,000.00-	123,932.74-	1,102,511.10-	1,096,488.90-	50.13
P-ACCT 05300 UTILITY TAXES					
05351 UTILITY TAX - ELECTRIC	287,000.00-	18,930.92-	170,225.09-	116,774.91-	59.31
05352 UTILITY TAX - GAS	108,000.00-	8,509.38-	63,470.87-	44,529.13-	58.76
05353 UTILITY TAX - TELEPHONE	294,000.00-	23,270.93-	171,511.44-	122,488.56-	58.33
TOTAL P-ACCT 05300	689,000.00-	50,711.23-	405,207.40-	283,792.60-	58.81
P-ACCT 06200 OTHER INCOME					
06221 INTEREST ON INVESTMENTS	3,000.00-	566.37	2,152.31-	847.69-	71.74
06452 BOND PROCEEDS	5,000,000.00-		5,000,000.00-		100.00
06454 PREMIUM ON BONDS			95,575.10-	95,575.10	
TOTAL P-ACCT 06200	5,003,000.00-	566.37	5,097,727.41-	94,727.41	101.89
P-ACCT 06900 TRANSFERS IN					
06905 CORPORATE FUND TRANSFER	1,500,000.00-	125,000.00-	1,000,000.00-	500,000.00-	66.66
TOTAL P-ACCT 06900	1,500,000.00-	125,000.00-	1,000,000.00-	500,000.00-	66.66
TOTAL REVENUE	9,391,000.00-	299,077.60-	7,605,445.91-	1,785,554.09-	80.98
P-ACCT 07200 PROFESSIONAL SERVICES					
07202 ENGINEERING	776,000.00	84,401.69	644,677.77	131,322.23	83.07
TOTAL P-ACCT 07200	776,000.00	84,401.69	644,677.77	131,322.23	83.07
P-ACCT 07700 OTHER EXPENSES					
07750 BOND ISSUANCE COSTS			66,822.02	66,822.02-	
07795 BANK & BOND FEES			950.00	950.00-	
TOTAL P-ACCT 07700			67,772.02	67,772.02-	
P-ACCT 07900 CAPITAL OUTLAY					
07906 STREET IMPROVEMENTS	4,515,000.00	1,081,038.64	4,820,574.79	305,574.79-	106.76
TOTAL P-ACCT 07900	4,515,000.00	1,081,038.64	4,820,574.79	305,574.79-	106.76
P-ACCT 08000 TRANSFERS OUT					
09032 DEBT SERVICE TRANSFER	326,588.00	48,704.81	346,972.62	20,384.62-	106.24

Village of Hinsdale
TREASURER'S DEPARTMENT REPORT
RUN THRU PERIOD 8, 12/31/14, PERIOD IS CLOSED

FUND 045300 CAPITAL PROJECT FUND
ORG 4505 INFRASTRUCTURE PROGRAM

ACCT		ANNUAL BUDGET	REVENUE/EXPENSE THIS PERIOD	REVENUE/EXPENSE YEAR TO DATE	REMAINING BALANCE	% RECEIVED/ EXPENDED
09062	WATER CAPITAL TRANSFER	4,200,000.00		2,400,000.00	1,800,000.00	57.14
TOTAL P-ACCT 08000		4,526,588.00	48,704.81	2,746,972.62	1,779,615.38	60.68
	TOTAL EXPENDITURES	9,817,588.00	1,214,145.14	8,279,997.20	1,537,590.80	84.33
TOTAL ORG	4505	426,588.00	915,067.54	674,551.29	247,963.29-	158.12

FUND 045300 CAPITAL PROJECT FUND
ORG 4510 OAK STREET BRIDGE

ACCT	ANNUAL BUDGET	REVENUE/EXPENSE THIS PERIOD	REVENUE/EXPENSE YEAR TO DATE	REMAINING BALANCE	% RECEIVED/ EXPENDED
P-ACCT 07200 PROFESSIONAL SERVICES					
07202 ENGINEERING	464,000.00		243,884.00	220,116.00	52.56
TOTAL P-ACCT 07200	464,000.00		243,884.00	220,116.00	52.56
P-ACCT 07900 CAPITAL OUTLAY					
07906 STREET IMPROVEMENTS		35,000.00	35,000.00	35,000.00-	
07908 LAND/GROUNDS		18,000.00	18,000.00	18,000.00-	
TOTAL P-ACCT 07900		53,000.00	53,000.00	53,000.00-	
TOTAL EXPENDITURES	464,000.00	53,000.00	296,884.00	167,116.00	63.98
TOTAL ORG 4510	464,000.00	53,000.00	296,884.00	167,116.00	63.98
TOTAL FUND 045300	890,588.00	968,067.54	971,435.29	80,847.29-	109.07

FUND 045400 ANNUAL INFRA PROJ FUND
ORG 4540 ANNUAL INFRA PROJ

ACCT	ANNUAL BUDGET	REVENUE/EXPENSE THIS PERIOD	REVENUE/EXPENSE YEAR TO DATE	REMAINING BALANCE	% RECEIVED/ EXPENDED
P-ACCT 07900 CAPITAL OUTLAY					
07925 INFRAS IMPROVEMENTS	1,825,000.00			1,825,000.00	
TOTAL P-ACCT 07900	1,825,000.00			1,825,000.00	
TOTAL EXPENDITURES	1,825,000.00			1,825,000.00	
TOTAL ORG 4540	1,825,000.00			1,825,000.00	
TOTAL FUND 045400	1,825,000.00			1,825,000.00	

FUND 061061 WATER & SEWER OPERATIONS
ORG 6100 WATER & SEWER OPERATIONS

ACCT		ANNUAL BUDGET	REVENUE/EXPENSE THIS PERIOD	REVENUE/EXPENSE YEAR TO DATE	REMAINING BALANCE	% RECEIVED/ EXPENDED
P-ACCT 05000	PROPERTY TAXES					
05001	PROPERTY TAXES	5,155.00-		5,208.86-	53.86	101.04
TOTAL P-ACCT 05000		5,155.00-		5,208.86-	53.86	101.04
P-ACCT 05800	SERVICE FEES					
05801	WATER SALES	7,900,000.00-	459,515.13-	4,567,503.27-	3,332,496.73-	57.81
05802	SEWER USAGE FEE	837,000.00-	55,836.19-	478,873.24-	358,126.76-	57.21
05803	BROKEN METER SURCHARGE		7.64-	224.75-	224.75	
05809	LOST CUSTOMER DISCOUNT	46,500.00-	3,350.57-	33,685.87-	12,814.13-	72.44
TOTAL P-ACCT 05800		8,783,500.00-	518,709.53-	5,080,287.13-	3,703,212.87-	57.83
P-ACCT 06200	OTHER INCOME					
06219	INTEREST ON PROPERTY TAX			.05-	.05	
06221	INTEREST ON INVESTMENTS	500.00-	106.52	274.27-	225.73-	54.85
06403	IPBC SURPLUS			2,800.74-	2,800.74	
06596	REIMBURSED ACTIVITY			100.00-	100.00	
06599	MISCELLANEOUS INCOME	3,500.00-		700.00-	2,800.00-	20.00
TOTAL P-ACCT 06200		4,000.00-	106.52	3,875.06-	124.94-	96.87
	TOTAL REVENUE	8,792,655.00-	518,603.01-	5,089,371.05-	3,703,283.95-	57.88
P-ACCT 07000	PERSONAL SERVICES					
07001	SALARIES & WAGES	420,889.00	32,599.60	261,170.19	159,718.81	62.05
07002	OVERTIME	90,000.00	6,906.07	51,196.14	38,803.86	56.88
07003	TEMPORARY HELP	29,000.00	1,044.00	3,663.00	25,337.00	12.63
07005	LONGEVITY PAY	600.00		600.00		100.00
07099	WATER FUND COST ALLOC.	1,053,225.00	88,381.94	702,763.12	350,461.88	66.72
07101	SOCIAL SECURITY	33,510.00	2,284.40	18,030.43	15,479.57	53.80
07102	IMRF	77,344.00	5,351.56	41,977.09	35,366.91	54.27
07105	MEDICARE	7,837.00	534.27	4,216.81	3,620.19	53.80
07111	EMPLOYEE INSURANCE	71,350.00	6,871.60	48,700.78	22,649.22	68.25
TOTAL P-ACCT 07000		1,783,755.00	143,973.44	1,132,317.56	651,437.44	63.47
P-ACCT 07200	PROFESSIONAL SERVICES					
07201	LEGAL EXPENSES	2,500.00			2,500.00	
07202	ENGINEERING	10,000.00		4,808.67	5,191.33	48.08
07299	MISC PROFESSIONAL SERVICE	7,000.00		765.50	6,234.50	10.93
TOTAL P-ACCT 07200		19,500.00		5,574.17	13,925.83	28.58
P-ACCT 07300	CONTRACTUAL SERVICES					
07306	BUILDINGS & GROUNDS	1,500.00	40.00	1,544.50	44.50-	102.96
07307	CUSTODIAL	3,168.00	93.60	3,388.01	220.01-	106.94
07330	DWC COST	4,130,000.00	235,590.27	2,179,404.79	1,950,595.21	52.77

FUND 061061 WATER & SEWER OPERATIONS
ORG 6100 WATER & SEWER OPERATIONS

ACCT		ANNUAL BUDGET	REVENUE/EXPENSE THIS PERIOD	REVENUE/EXPENSE YEAR TO DATE	REMAINING BALANCE	% RECEIVED/ EXPENDED
07399	MISCELLANEOUS CONTR SVCS	110,000.00	1,097.47	47,820.79	62,179.21	43.47
TOTAL P-ACCT 07300		4,244,668.00	236,821.34	2,232,158.09	2,012,509.91	52.58
P-ACCT 07400	OTHER SERVICES					
07401	POSTAGE	15,000.00	1,106.55	9,131.67	5,868.33	60.87
07402	UTILITIES	64,000.00	10,117.27	29,098.26	34,901.74	45.46
07403	TELECOMMUNICATIONS	23,000.00	2,888.23	14,078.47	8,921.53	61.21
07405	DUMPING	20,000.00	3,060.00	20,700.00	700.00-	103.50
07406	CITIZEN INFORMATION	2,100.00		3,147.72	1,047.72-	149.89
07419	PRINTING & PUBLICATIONS	900.00		565.75	334.25	62.86
07499	MISCELLANEOUS SERVICES	22,000.00	583.00	7,551.26	14,448.74	34.32
TOTAL P-ACCT 07400		147,000.00	17,755.05	84,273.13	62,726.87	57.32
P-ACCT 07500	MATERIALS & SUPPLIES					
07501	OFFICE SUPPLIES	1,400.00	37.62	513.11	886.89	36.65
07503	GASOLINE & OIL	16,500.00	742.92	7,945.81	8,554.19	48.15
07504	UNIFORMS	5,000.00	411.32	4,286.87	713.13	85.73
07505	CHEMICALS	6,000.00		5,373.66	626.34	89.56
07509	JANITOR SUPPLIES	500.00	5.59	76.38	423.62	15.27
07510	TOOLS	12,500.00	192.50	10,645.25	1,854.75	85.16
07518	LABORATORY SUPPLIES	400.00		215.25	184.75	53.81
07520	COMPUTER EQUIP SUPPLIES	1,200.00	376.00	805.97	394.03	67.16
07530	MEDICAL SUPPLIES	400.00		122.27	277.73	30.56
07599	MISCELLANEOUS SUPPLIES	500.00	107.08	764.53	264.53-	152.90
TOTAL P-ACCT 07500		44,400.00	1,873.03	30,749.10	13,650.90	69.25
P-ACCT 07600	REPAIRS & MAINTENANCE					
07601	BUILDINGS	10,000.00	3,078.67	5,813.17	4,186.83	58.13
07602	OFFICE EQUIPMENT	300.00			300.00	
07603	MOTOR VEHICLES	5,000.00	498.64	3,917.33	1,082.67	78.34
07604	RADIOS	350.00			350.00	
07608	SEWERS	18,000.00		14,992.46	3,007.54	83.29
07609	WATER MAINS	71,500.00	3,546.48	96,448.62	24,948.62-	134.89
07614	CATCHBASINS	12,000.00	3,292.00	5,453.87	6,546.13	45.44
07618	GENERAL EQUIPMENT	14,000.00	2,323.53	6,730.01	7,269.99	48.07
07699	MISCELLANEOUS REPAIRS	2,500.00		247.24	2,252.76	9.88
TOTAL P-ACCT 07600		133,650.00	12,739.32	133,602.70	47.30	99.96
P-ACCT 07700	OTHER EXPENSES					
07701	CONFERENCES/STAFF DEV	750.00	225.00	225.00	525.00	30.00
07702	MEMBERSHIP/SUBSCRIPTIONS	6,500.00		7,839.00	1,339.00-	120.60
07713	UTILITY TAX	365,000.00	22,095.47	228,398.06	136,601.94	62.57
07719	FLAGG CREEK SEWER CHARGE	400.00			400.00	
07735	EDUCATIONAL TRAINING	1,000.00	225.00	2,874.00	1,874.00-	287.40

FUND 061061 WATER & SEWER OPERATIONS
ORG 6100 WATER & SEWER OPERATIONS

ACCT		ANNUAL BUDGET	REVENUE/EXPENSE THIS PERIOD	REVENUE/EXPENSE YEAR TO DATE	REMAINING BALANCE	% RECEIVED/ EXPENDED
07748	LOAN PRINCIPAL	173,438.00		163,027.00	10,411.00	93.99
07749	INTEREST EXPENSE	45,161.00		76,949.40	31,788.40-	170.38
07795	BANK & BOND FEES			950.00	950.00-	
07799	MISCELLANEOUS EXPENSES		17.79	17.79	17.79-	
TOTAL P-ACCT 07700		592,249.00	22,563.26	480,280.25	111,968.75	81.09
P-ACCT 07800	RISK MANAGEMENT					
07810	IRMA PREMIUMS	115,116.00	76,647.00	76,647.00	38,469.00	66.58
07812	SELF-INSURED DEDUCTIBLE	5,000.00		387.03	4,612.97	7.74
TOTAL P-ACCT 07800		120,116.00	76,647.00	77,034.03	43,081.97	64.13
P-ACCT 07900	CAPITAL OUTLAY					
07902	MOTOR VEHICLES	48,000.00		107.20	47,892.80	.22
07909	BUILDINGS	105,000.00			105,000.00	
07910	WATER METERS	1,800,000.00	2,153.50	124,603.49	1,675,396.51	6.92
07918	GENERAL EQUIPMENT	138,000.00		73,670.22	64,329.78	53.38
TOTAL P-ACCT 07900		2,091,000.00	2,153.50	198,380.91	1,892,619.09	9.48
P-ACCT 08000	TRANSFERS OUT					
09061	WATER O & M TRANSFER			235,000.00	235,000.00-	
09063	ALT REV BOND P/I TRANSFER	525,075.00	41,024.48	328,048.90	197,026.10	62.47
TOTAL P-ACCT 08000		525,075.00	41,024.48	563,048.90	37,973.90-	107.23
	TOTAL EXPENDITURES	9,701,413.00	555,550.42	4,937,418.84	4,763,994.16	50.89
TOTAL ORG	6100	908,758.00	36,947.41	151,952.21-	1,060,710.21	16.72-
TOTAL FUND	061061	908,758.00	36,947.41	151,952.21-	1,060,710.21	16.72-

FUND 061061 WATER & SEWER OPERATIONS
ORG 6102 WATER & SEWER SERVICES

ACCT		ANNUAL BUDGET	EXPENSES THIS PERIOD	EXPENSES YEAR TO DATE	REMAINING BALANCE	PERCENT EXPENDED
P-ACCT 07000	PERSONAL SERVICES					
07001	SALARIES & WAGES	420,889.00	32,599.60	261,170.19	159,718.81	62.05
07002	OVERTIME	90,000.00	6,906.07	51,196.14	38,803.86	56.88
07003	TEMPORARY HELP	29,000.00	1,044.00	3,663.00	25,337.00	12.63
07005	LONGEVITY PAY	600.00		600.00		100.00
07099	WATER FUND COST ALLOC.	1,053,225.00	88,381.94	702,763.12	350,461.88	66.72
07101	SOCIAL SECURITY	33,510.00	2,284.40	18,030.43	15,479.57	53.80
07102	IMRF	77,344.00	5,351.56	41,977.09	35,366.91	54.27
07105	MEDICARE	7,837.00	534.27	4,216.81	3,620.19	53.80
07111	EMPLOYEE INSURANCE	71,350.00	6,871.60	48,700.78	22,649.22	68.25
TOTAL P-ACCT 07000		1,783,755.00	143,973.44	1,132,317.56	651,437.44	63.47
P-ACCT 07200	PROFESSIONAL SERVICES					
07201	LEGAL EXPENSES	2,500.00			2,500.00	
07202	ENGINEERING	10,000.00		4,808.67	5,191.33	48.08
07299	MISC PROFESSIONAL SERVICE	7,000.00		765.50	6,234.50	10.93
TOTAL P-ACCT 07200		19,500.00		5,574.17	13,925.83	28.58
P-ACCT 07300	CONTRACTUAL SERVICES					
07306	BUILDINGS & GROUNDS	1,500.00	40.00	1,544.50	44.50-	102.96
07307	CUSTODIAL	3,168.00	93.60	3,388.01	220.01-	106.94
07330	DWC COST	4,130,000.00	235,590.27	2,179,404.79	1,950,595.21	52.77
07399	MISCELLANEOUS CONTR SVCS	110,000.00	1,097.47	47,820.79	62,179.21	43.47
TOTAL P-ACCT 07300		4,244,668.00	236,821.34	2,232,158.09	2,012,509.91	52.58
P-ACCT 07400	OTHER SERVICES					
07401	POSTAGE	15,000.00	1,106.55	9,131.67	5,868.33	60.87
07402	UTILITIES	64,000.00	10,117.27	29,098.26	34,901.74	45.46
07403	TELECOMMUNICATIONS	23,000.00	2,888.23	14,078.47	8,921.53	61.21
07405	DUMPING	20,000.00	3,060.00	20,700.00	700.00-	103.50
07406	CITIZEN INFORMATION	2,100.00		3,147.72	1,047.72-	149.89
07419	PRINTING & PUBLICATIONS	900.00		565.75	334.25	62.86
07499	MISCELLANEOUS SERVICES	22,000.00	583.00	7,551.26	14,448.74	34.32
TOTAL P-ACCT 07400		147,000.00	17,755.05	84,273.13	62,726.87	57.32
P-ACCT 07500	MATERIALS & SUPPLIES					
07501	OFFICE SUPPLIES	1,400.00	37.62	513.11	886.89	36.65
07503	GASOLINE & OIL	16,500.00	742.92	7,945.81	8,554.19	48.15
07504	UNIFORMS	5,000.00	411.32	4,286.87	713.13	85.73
07505	CHEMICALS	6,000.00		5,373.66	626.34	89.56
07509	JANITOR SUPPLIES	500.00	5.59	76.38	423.62	15.27
07510	TOOLS	12,500.00	192.50	10,645.25	1,854.75	85.16
07518	LABORATORY SUPPLIES	400.00		215.25	184.75	53.81
07520	COMPUTER EQUIP SUPPLIES	1,200.00	376.00	805.97	394.03	67.16

FUND 061061 WATER & SEWER OPERATIONS
ORG 6102 WATER & SEWER SERVICES

ACCT		ANNUAL BUDGET	EXPENSES THIS PERIOD	EXPENSES YEAR TO DATE	REMAINING BALANCE	PERCENT EXPENDED
07530	MEDICAL SUPPLIES	400.00		122.27	277.73	30.56
07599	MISCELLANEOUS SUPPLIES	500.00	107.08	764.53	264.53-	152.90
TOTAL P-ACCT 07500		44,400.00	1,873.03	30,749.10	13,650.90	69.25
P-ACCT 07600	REPAIRS & MAINTENANCE					
07601	BUILDINGS	10,000.00	3,078.67	5,813.17	4,186.83	58.13
07602	OFFICE EQUIPMENT	300.00			300.00	
07603	MOTOR VEHICLES	5,000.00	498.64	3,917.33	1,082.67	78.34
07604	RADIOS	350.00			350.00	
07608	SEWERS	18,000.00		14,992.46	3,007.54	83.29
07609	WATER MAINS	71,500.00	3,546.48	96,448.62	24,948.62-	134.89
07614	CATCHBASINS	12,000.00	3,292.00	5,453.87	6,546.13	45.44
07618	GENERAL EQUIPMENT	14,000.00	2,323.53	6,730.01	7,269.99	48.07
07699	MISCELLANEOUS REPAIRS	2,500.00		247.24	2,252.76	9.88
TOTAL P-ACCT 07600		133,650.00	12,739.32	133,602.70	47.30	99.96
P-ACCT 07700	OTHER EXPENSES					
07701	CONFERENCES/STAFF DEV	750.00	225.00	225.00	525.00	30.00
07702	MEMBERSHIP/SUBSCRIPTIONS	6,500.00		7,839.00	1,339.00-	120.60
07713	UTILITY TAX	365,000.00	22,095.47	228,398.06	136,601.94	62.57
07719	FLAGG CREEK SEWER CHARGE	400.00			400.00	
07735	EDUCATIONAL TRAINING	1,000.00	225.00	2,874.00	1,874.00-	287.40
07748	LOAN PRINCIPAL	173,438.00		163,027.00	10,411.00	93.99
07749	INTEREST EXPENSE	45,161.00		76,949.40	31,788.40-	170.38
07795	BANK & BOND FEES			950.00	950.00-	
07799	MISCELLANEOUS EXPENSES		17.79	17.79	17.79-	
TOTAL P-ACCT 07700		592,249.00	22,563.26	480,280.25	111,968.75	81.09
P-ACCT 07800	RISK MANAGEMENT					
07810	IRMA PREMIUMS	115,116.00	76,647.00	76,647.00	38,469.00	66.58
07812	SELF-INSURED DEDUCTIBLE	5,000.00		387.03	4,612.97	7.74
TOTAL P-ACCT 07800		120,116.00	76,647.00	77,034.03	43,081.97	64.13
P-ACCT 07900	CAPITAL OUTLAY					
07902	MOTOR VEHICLES	48,000.00		107.20	47,892.80	.22
07909	BUILDINGS	105,000.00			105,000.00	
07910	WATER METERS	1,800,000.00	2,153.50	124,603.49	1,675,396.51	6.92
07918	GENERAL EQUIPMENT	138,000.00		73,670.22	64,329.78	53.38
TOTAL P-ACCT 07900		2,091,000.00	2,153.50	198,380.91	1,892,619.09	9.48
P-ACCT 08000	TRANSFERS OUT					
09061	WATER O & M TRANSFER			235,000.00	235,000.00-	

FUND 061061 WATER & SEWER OPERATIONS
ORG 6102 WATER & SEWER SERVICES

ACCT		ANNUAL BUDGET	EXPENSES THIS PERIOD	EXPENSES YEAR TO DATE	REMAINING BALANCE	PERCENT EXPENDED
09063	ALT REV BOND P/I TRANSFER	525,075.00	41,024.48	328,048.90	197,026.10	62.47
TOTAL P-ACCT 08000		525,075.00	41,024.48	563,048.90	37,973.90-	107.23
TOTAL ORG 6102		9,701,413.00	555,550.42	4,937,418.84	4,763,994.16	50.89
G R A N D T O T A L		9,701,413.00	555,550.42	4,937,418.84	4,763,994.16	50.89

FUND 061062 WATER & SEWER CAPITAL
ORG 6200 W&S CAPITAL OPERATING

ACCT	ANNUAL BUDGET	REVENUE/EXPENSE THIS PERIOD	REVENUE/EXPENSE YEAR TO DATE	REMAINING BALANCE	% RECEIVED/ EXPENDED
P-ACCT 06200 OTHER INCOME					
06221 INTEREST ON INVESTMENTS	250.00-	48.77	168.41-	81.59-	67.36
TOTAL P-ACCT 06200	250.00-	48.77	168.41-	81.59-	67.36
P-ACCT 06900 TRANSFERS IN					
06961 WATER O & M TRANSFER	1,091,241.00-		235,000.00-	856,241.00-	21.53
06965 CAPITAL FUNDS TRANSFER	4,200,000.00-		2,400,000.00-	1,800,000.00-	57.14
TOTAL P-ACCT 06900	5,291,241.00-		2,635,000.00-	2,656,241.00-	49.79
TOTAL REVENUE	5,291,491.00-	48.77	2,635,168.41-	2,656,322.59-	49.80
P-ACCT 07200 PROFESSIONAL SERVICES					
07202 ENGINEERING			907.95	907.95-	
TOTAL P-ACCT 07200			907.95	907.95-	
P-ACCT 07900 CAPITAL OUTLAY					
07905 SEWERS	3,671,000.00	58,399.56	1,721,915.67	1,949,084.33	46.90
07907 WATER MAINS	2,192,300.00	45,985.88	748,276.24	1,444,023.76	34.13
TOTAL P-ACCT 07900	5,863,300.00	104,385.44	2,470,191.91	3,393,108.09	42.12
TOTAL EXPENDITURES	5,863,300.00	104,385.44	2,471,099.86	3,392,200.14	42.14
TOTAL ORG 6200	571,809.00	104,434.21	164,068.55-	735,877.55	28.69-
TOTAL FUND 061062	571,809.00	104,434.21	164,068.55-	735,877.55	28.69-

Village of Hinsdale
TREASURER'S DEPARTMENT REPORT
RUN THRU PERIOD 8, 12/31/14, PERIOD IS CLOSED

FUND 061064 W/S 2008 BOND
ORG 6400 W/S 2008 BOND

ACCT		ANNUAL BUDGET	REVENUE/EXPENSE THIS PERIOD	REVENUE/EXPENSE YEAR TO DATE	REMAINING BALANCE	% RECEIVED/ EXPENDED
P-ACCT 06200	OTHER INCOME					
06221	INTEREST ON INVESTMENTS	50.00-	6.82	54.12-	4.12	108.24
TOTAL P-ACCT 06200		50.00-	6.82	54.12-	4.12	108.24
P-ACCT 06900	TRANSFERS IN					
06961	WATER O & M TRANSFER	492,075.00-	41,024.48-	328,048.90-	164,026.10-	66.66
TOTAL P-ACCT 06900		492,075.00-	41,024.48-	328,048.90-	164,026.10-	66.66
	TOTAL REVENUE	492,125.00-	41,017.66-	328,103.02-	164,021.98-	66.67
P-ACCT 07700	OTHER EXPENSES					
07729	BOND PRINCIPAL PAYMENT	390,000.00		390,000.00		100.00
07749	INTEREST EXPENSE	101,918.00		101,918.76	.76-	100.00
07795	BANK & BOND FEES	400.00			400.00	
TOTAL P-ACCT 07700		492,318.00		491,918.76	399.24	99.91
	TOTAL EXPENDITURES	492,318.00		491,918.76	399.24	99.91
TOTAL ORG	6400	193.00	41,017.66-	163,815.74	163,622.74-	84,878.62
TOTAL FUND	061064	193.00	41,017.66-	163,815.74	163,622.74-	84,878.62

FUND 072450 SSA #13 DEBT SERVICE FUND
ORG 7245 SSA #13

ACCT	ANNUAL BUDGET	REVENUE/EXPENSE THIS PERIOD	REVENUE/EXPENSE YEAR TO DATE	REMAINING BALANCE	% RECEIVED/ EXPENDED
P-ACCT 07700 OTHER EXPENSES					
07795 BANK & BOND FEES		1,265.00	1,265.00	1,265.00-	
TOTAL P-ACCT 07700		1,265.00	1,265.00	1,265.00-	
TOTAL EXPENDITURES		1,265.00	1,265.00	1,265.00-	
TOTAL ORG 7245		1,265.00	1,265.00	1,265.00-	
TOTAL FUND 072450		1,265.00	1,265.00	1,265.00-	

FUND 095000 CAPITAL RESERVE
ORG 9500 CAPITAL RESERVE

ACCT	ANNUAL BUDGET	REVENUE/EXPENSE THIS PERIOD	REVENUE/EXPENSE YEAR TO DATE	REMAINING BALANCE	% RECEIVED/ EXPENDED
P-ACCT 06200 OTHER INCOME					
06221 INTEREST ON INVESTMENTS		6.34-	44.19-	44.19	
TOTAL P-ACCT 06200		6.34-	44.19-	44.19	
P-ACCT 06900 TRANSFERS IN					
06999 LIBRARY OPER TRANSFER	125,000.00-			125,000.00-	
TOTAL P-ACCT 06900	125,000.00-			125,000.00-	
TOTAL REVENUE	125,000.00-	6.34-	44.19-	124,955.81-	.03
P-ACCT 07700 OTHER EXPENSES					
07748 LOAN PRINCIPAL	50,000.00		50,000.00		100.00
07749 INTEREST EXPENSE	8,865.00		4,925.00	3,940.00	55.55
TOTAL P-ACCT 07700	58,865.00		54,925.00	3,940.00	93.30
P-ACCT 07900 CAPITAL OUTLAY					
07909 BUILDINGS	250,000.00	25,988.00	206,563.17	43,436.83	82.62
TOTAL P-ACCT 07900	250,000.00	25,988.00	206,563.17	43,436.83	82.62
TOTAL EXPENDITURES	308,865.00	25,988.00	261,488.17	47,376.83	84.66
TOTAL ORG 9500	183,865.00	25,981.66	261,443.98	77,578.98-	142.19
TOTAL FUND 095000	183,865.00	25,981.66	261,443.98	77,578.98-	142.19

Village of Hinsdale
TREASURER'S DEPARTMENT REPORT
RUN THRU PERIOD 8, 12/31/14, PERIOD IS CLOSED

FUND 099000 LIBRARY OPERATIONS
ORG 9900 LIBRARY OPERATIONS

ACCT	ANNUAL BUDGET	REVENUE/EXPENSE THIS PERIOD	REVENUE/EXPENSE YEAR TO DATE	REMAINING BALANCE	% RECEIVED/ EXPENDED
P-ACCT 05000 PROPERTY TAXES					
05001 PROPERTY TAXES	2,790,812.00-	38,507.31-	2,573,754.72-	217,057.28-	92.22
TOTAL P-ACCT 05000	2,790,812.00-	38,507.31-	2,573,754.72-	217,057.28-	92.22
P-ACCT 05200 STATE DISTRIBUTIONS					
05252 STATE REPLACEMENT TAX	14,664.00-	928.86-	11,812.46-	2,851.54-	80.55
TOTAL P-ACCT 05200	14,664.00-	928.86-	11,812.46-	2,851.54-	80.55
P-ACCT 05500 LIBRARY FEES & FINES					
05510 COPIER INCOME	4,100.00-	516.80-	2,424.80-	1,675.20-	59.14
05515 PC RESERVATION	4,400.00-	296.90-	2,455.10-	1,944.90-	55.79
05530 NON RESIDENT FEES	1,600.00-		294.98-	1,305.02-	18.43
05540 VENDING FEES	1,200.00-	78.00-	559.25-	640.75-	46.60
05570 LIBRARY FINES	32,000.00-	2,907.26-	23,474.25-	8,525.75-	73.35
05580 LOST BOOKS	3,500.00-	222.44-	2,376.78-	1,123.22-	67.90
TOTAL P-ACCT 05500	46,800.00-	4,021.40-	31,585.16-	15,214.84-	67.48
P-ACCT 05700 DONATIONS & FUNDRAISERS					
05710 LIBRARY DONATIONS	1,000.00-	701.80-	22,553.43-	21,553.43	2,255.34
05715 FRIENDS DONATIONS		300.00-	2,154.00-	2,154.00	
05717 BOOK SALES	12,000.00-	863.50-	5,357.20-	6,642.80-	44.64
05720 LIBRARY FOUNDATION PLEDGE			1,000.00-	1,000.00	
TOTAL P-ACCT 05700	13,000.00-	1,865.30-	31,064.63-	18,064.63	238.95
P-ACCT 06200 OTHER INCOME					
06219 INTEREST ON PROPERTY TAX		.24-	63.42-	63.42	
06221 INTEREST ON INVESTMENTS	3,200.00-	646.53	2,017.66-	1,182.34-	63.05
06598 CASH OVER/SHORT		8.86	84.06	84.06-	
06599 MISCELLANEOUS INCOME		1,292.40-	1,292.40-	1,292.40	
TOTAL P-ACCT 06200	3,200.00-	637.25-	3,289.42-	89.42	102.79
TOTAL REVENUE	2,868,476.00-	45,960.12-	2,651,506.39-	216,969.61-	92.43
P-ACCT 07000 PERSONAL SERVICES					
07001 SALARIES & WAGES	1,305,842.00	95,983.95	774,772.36	531,069.64	59.33
07003 TEMPORARY HELP	4,000.00			4,000.00	
07101 SOCIAL SECURITY	81,615.00	5,758.90	46,586.45	35,028.55	57.08
07102 IMRF	150,038.00	10,569.60	86,126.03	63,911.97	57.40
07105 MEDICARE	18,935.00	1,346.85	10,895.25	8,039.75	57.54
07111 EMPLOYEE INSURANCE	128,000.00	9,757.78	80,992.24	47,007.76	63.27
07114 STAFF DEVLPT/CONFERENCES	25,200.00	1,576.07	19,503.27	5,696.73	77.39
TOTAL P-ACCT 07000	1,713,630.00	124,993.15	1,018,875.60	694,754.40	59.45

FUND 099000 LIBRARY OPERATIONS
ORG 9900 LIBRARY OPERATIONS

ACCT		ANNUAL BUDGET	REVENUE/EXPENSE THIS PERIOD	REVENUE/EXPENSE YEAR TO DATE	REMAINING BALANCE	% RECEIVED/ EXPENDED
P-ACCT 07120	GENERAL RESOURCES & SERV					
07121	MARKETING	31,500.00	3,211.51	18,962.60	12,537.40	60.19
07125	LIBRARY PROGRAMS - YOUTH	21,000.00	802.57	13,521.28	7,478.72	64.38
07126	LIBRARY PROGRAMS - ADULT	4,500.00		2,438.06	2,061.94	54.17
07127	YOUTH MATERIALS	60,000.00	4,171.30	33,597.68	26,402.32	55.99
07128	ADULT MATERIALS	177,000.00	17,906.30	122,664.59	54,335.41	69.30
07130	PERIODICALS	19,000.00		14,039.48	4,960.52	73.89
07134	EBOOKS	23,500.00	1,486.06	13,363.86	10,136.14	56.86
07135	TECHNICAL SERV SUPPLIES	25,000.00	1,246.29	17,042.70	7,957.30	68.17
TOTAL P-ACCT 07120		361,500.00	28,824.03	235,630.25	125,869.75	65.18
P-ACCT 07140	COMPUTER RESOURCES & SERV					
07144	HARDWARE/SOFTWARE	57,000.00	167.09	13,690.80	43,309.20	24.01
07146	COMPUTER SUPPORT-MAINT	59,095.00	2,958.50	40,362.07	18,732.93	68.30
TOTAL P-ACCT 07140		116,095.00	3,125.59	54,052.87	62,042.13	46.55
P-ACCT 07160	BUILDING & CUSTODIAL					
07161	CUSTODIAL	26,000.00	2,729.84	14,286.83	11,713.17	54.94
07163	UTILITIES	11,000.00	916.67	7,333.36	3,666.64	66.66
07165	JANITORIAL-MAINT SUPPLIES	7,250.00	304.04	4,243.49	3,006.51	58.53
07167	MAINTENANCE CONTRACTS	10,000.00	479.00	4,409.53	5,590.47	44.09
07169	MISC REPAIRS-IMPROVEMENTS	38,000.00	3,007.50	15,828.68	22,171.32	41.65
TOTAL P-ACCT 07160		92,250.00	7,437.05	46,101.89	46,148.11	49.97
P-ACCT 07180	OPERATIONS SUPPORT & MISC					
07181	LEGAL EXPENSES	5,500.00		3,079.87	2,420.13	55.99
07182	PLANNING SERVICES	10,000.00			10,000.00	
07183	MISC CONTRACTUAL SERVICES	12,000.00	1,926.00	8,786.00	3,214.00	73.21
07184	POSTAGE	1,500.00		67.21	1,432.79	4.48
07185	TELEPHONE	9,500.00	1,850.75	5,619.94	3,880.06	59.15
07186	ACCOUNTING	30,000.00	3,325.00	21,500.00	8,500.00	71.66
07187	MISC SERVICES	200.00	22.50	856.25	656.25-	428.12
07188	OFFICE SUPPLIES	13,200.00	1,452.42	11,129.95	2,070.05	84.31
07189	COPIER SUPPLIES	15,000.00		1,403.13	13,596.87	9.35
07191	OFFICE EQUIP MAINTENANCE	5,000.00	219.00	2,197.50	2,802.50	43.95
07192	MEMBERSHIPS-BOARD DEVT	2,500.00	460.00	1,239.04	1,260.96	49.56
07193	SPECIAL EVENTS	6,500.00	156.64	4,168.18	2,331.82	64.12
07195	HELEN O'NEILL SCHOLORSHIP	500.00			500.00	
07197	FRIENDS PLEDGES EXP		300.00	1,658.25	1,658.25-	
07199	MISC EXPENSES	1,200.00			1,200.00	
07297	DONATION EXPENSES			390.15	390.15-	
TOTAL P-ACCT 07180		112,600.00	9,712.31	62,095.47	50,504.53	55.14
P-ACCT 07500	MATERIALS & SUPPLIES					

FUND 099000 LIBRARY OPERATIONS
ORG 9900 LIBRARY OPERATIONS

ACCT		ANNUAL BUDGET	REVENUE/EXPENSE THIS PERIOD	REVENUE/EXPENSE YEAR TO DATE	REMAINING BALANCE	% RECEIVED/ EXPENDED
07501	OFFICE SUPPLIES			196.05	196.05-	
TOTAL P-ACCT 07500				196.05	196.05-	
P-ACCT 07700	OTHER EXPENSES					
07729	BOND PRINCIPAL PAYMENT	47,748.00		162,748.00	115,000.00-	340.84
07736	PERSONNEL		12.00	96.00	96.00-	
07749	INTEREST EXPENSE	4,624.00		6,809.80	2,185.80-	147.27
07795	BANK & BOND FEES	1,000.00	45.87	1,058.38	58.38-	105.83
TOTAL P-ACCT 07700		53,372.00	57.87	170,712.18	117,340.18-	319.85
P-ACCT 07800	RISK MANAGEMENT					
07803	INSURANCE LIABILITY	37,000.00			37,000.00	
07810	IRMA PREMIUMS	36,500.00	21,045.00	21,045.00	15,455.00	57.65
07812	SELF-INSURED DEDUCTIBLE	10,000.00			10,000.00	
TOTAL P-ACCT 07800		83,500.00	21,045.00	21,045.00	62,455.00	25.20
P-ACCT 07900	CAPITAL OUTLAY					
07909	BUILDINGS	10,800.00		1,388.13	9,411.87	12.85
TOTAL P-ACCT 07900		10,800.00		1,388.13	9,411.87	12.85
P-ACCT 08000	TRANSFERS OUT					
09032	DEBT SERVICE TRANSFER	199,582.00			199,582.00	
09095	SPECIAL RESERVE TRANSFER	125,000.00			125,000.00	
TOTAL P-ACCT 08000		324,582.00			324,582.00	
	TOTAL EXPENDITURES	2,868,329.00	195,195.00	1,610,097.44	1,258,231.56	56.13
TOTAL ORG	9900	147.00-	149,234.88	1,041,408.95-	1,041,261.95	708,441.46
TOTAL FUND	099000	147.00-	149,234.88	1,041,408.95-	1,041,261.95	708,441.46
	G R A N D T O T A L	2,339,548.00	1,766,862.61	2,340,487.11-	4,680,035.11	100.04-